

বাংলাদেশ সিকিউরিটিজ অ্যান্ড এক্সচেঞ্জ কমিশন

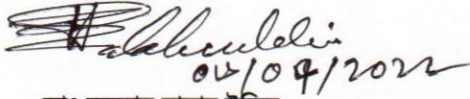
বিএসইসি/এনফোর্সমেন্ট/৩২৫২(পার্ট-২)/২০২২/৯৮৯
তারিখঃ জুলাই ০৬, ২০২২

Abul Kalam Mather and his associates
Vill: Dinara 54, Post: Dinarahut
Naria, Shariatpur-8020

বিষয়: আদেশ।

কমিশনের আদেশ নং- বিএসইসি/এনফোর্সমেন্ট/৩২৫২(পার্ট-২)/২০২২/৯৮৮ তারিখ: জুলাই ০৬, ২০২২ এর সত্যায়িত অনুলিপি
আপনার অবগতি ও প্রয়োজনীয় ব্যবস্থা গ্রহণের জন্য এতদসঙ্গে সংযুক্ত করা হলো।


বাংলাদেশ সিকিউরিটিজ অ্যান্ড এক্সচেঞ্জ কমিশনের পক্ষে,



মোঃ সুলতান সালাহ উদ্দিন
উপপরিচালক (এনফোর্সমেন্ট)
টেলিফোন নাম্বার: +৮৮ ০২-৫৫০০৭১৩১-২, এক্স-১৩০৬
ই-মেইল- ssuddin@sec.gov.bd

অবগতির জন্য অনুলিপি:

- ১। নির্বাহী পরিচালক, এমএসআই, বিএসইসি,
- ২। নির্বাহী পরিচালক, এমআইএস, বিএসইসি,
- ৩। চেয়ারম্যান মহোদয়ের দপ্তর, বিএসইসি।


19.7.22
D (MIS)

DD-I (MIS)

বাংলাদেশ সিকিউরিটিজ অ্যান্ড এক্সচেঞ্জ কমিশন

নং-বিএসইসি/এনফোর্সমেন্ট/৩২৫২(পার্ট-২)/২০২২/৯৮৮

তারিখঃ জুলাই ০৬, ২০২২

আদেশ

যেহেতু, Securities and Exchange Ordinance, 1969 এর Section 2 (cc) মোতাবেক কমিশন অর্থ বাংলাদেশ সিকিউরিটিজ অ্যান্ড এক্সচেঞ্জ কমিশন যা বাংলাদেশ সিকিউরিটিজ অ্যান্ড এক্সচেঞ্জ কমিশন আইন, ১৯৯৩-এর অধীনে গঠিত;

যেহেতু, জুন ১৩, ২০২১ তারিখের Surveillance Note-23/2021 অনুযায়ী এবং Regulation 16(3)(c)(ii) and (d)(v) of Dhaka Stock Exchange (Board and Administration) Regulations, 2013 দ্বারা প্রদত্ত ক্ষমতাবলে ঢাকা স্টক এক্সচেঞ্জ লিমিটেড ২০.০৫.২০২১ থেকে ১৭.০৬.২০২১ পর্যন্ত সময়ের জন্য Fortune Shoes Limited (FORTUNE)-এর শেয়ার লেনদেন সংক্রান্ত অনুসন্ধান (investigation) কার্যক্রম পরিচালনা করেছে এবং কমিশনে এ সংক্রান্ত একটি প্রতিবেদন দাখিল করেছে। অনুসন্ধান প্রতিবেদন থেকে অন্যান্যের মধ্যে নিম্নলিখিত বিষয়গুলি উপস্থাপিত হয়:

A. Top Traders:

I. Major buyers of the period:

The price of shares of “FORTUNE” was increased by 94.67% for the period from 20.05.2021 to 17.06.2021. The list of major buyers of the period is as follows:

Sl. No.	Client Code	Client Name	BO ID	Name of TREC Holder	Buy Quantity	Sell Quantity	Total Trade	Total Trade Volume in the market	% of total Trade
1	100	Nrb Commercial Bank Ltd.	1205950052123209	NRBC Bank Securities Limited	11155792	0	11155792	166067391	6.72%
2	9166	Abul Kalam Matber	1205590073447222	UCB Stock Brokerage Limited	10211964	1854008	12065972	166067391	7.27%
3	7677	Konika Afroze	1205590072553290	UCB Stock Brokerage Limited	6264780	5600211	11864991	166067391	7.14%
4	7022	D I T Co-Operative Ltd.	1205590065757811	UCB Stock Brokerage Limited	4500000	500000	5000000	166067391	3.01%
5	1262	Syed Shoeb Ahmed	1205950072715552	NRBC Bank Securities Limited	4233089	0	4233089	166067391	2.55%
6	45120	Sonali Paper & Board Mills Ltd	1201950073583227	EBL Securities Limited	3419254	0	3419254	166067391	2.06%
7	1655	S.M. Parvez Tamal	1205950073601539	NRBC Bank Securities Limited	2040861	0	2040861	166067391	1.23%
8	ABM645	Md. Abul Khayer	1605110071091116	Agrani Equity & Investment Limited	2025000	0	2025000	166067391	1.22%
9	ABM650	S.M. Parvez Tamal	1605110064815088	Agrani Equity & Investment Limited	1968936	0	1968936	166067391	1.19%
10	45050	Shakib Al Hasan	1201950064976237	EBL Securities Ltd.	1954313	183243	2137556	166067391	1.29%
11	V00400	Prosoil Foundation Consultant	1206080069185074	Vertex Stock and Securities Limited	1785000	0	1785000	166067391	1.07%
12	7647	Md. Abul Khayer	1205590071091116	UCB Stock Brokerage Limited	1601586	1201586	2803172	166067391	1.69%
13	S2142	Shakib Al Hasan	1604530069585574	SBL Capital Management Ltd.	1583252	200000	1783252	166067391	1.07%
14	D2001	Mahmuda Akter Mukta	1203850069164538	Reliance Brokerage Services Ltd.	1562000	1744670	3306670	166067391	1.99%
15	A17298	Kazi Md. Shahadat Hossain	1201830063130446	LANKABANGLA Securities Ltd.	1500000	1500000	3000000	166067391	1.81%
16	S2187	Sonali Paper & Board Mills Ltd	1604530073583227	SBL Capital Management Ltd.	1394994	0	1394994	166067391	0.84%
17	S2131	Kazi Sadia Hasan	1604530066385504	SBL Capital Management Ltd.	1339344	490004	1829348	166067391	1.10%
18	V00395	Techbay International	1206080069160050	Vertex Stock and Securities Limited	1180000	0	1180000	166067391	0.71%
19	1	Uttara Bank Securities Ltd.	1205750053884851	Uttara Bank Securities Limited	1123639	1388615	2512254	166067391	1.51%
20	D10801	Md.Saidur Rahman	1204220061829128	International Leasing Securities Ltd.	1080063	540067	1620130	166067391	0.98%

Findings:

After analyzing documents, it was observed that Mr. Md. Abul Khayer (Client code # ABM645 of Agrani Equity & Investment Limited and code # 7647 of UCB Stock Brokerage Limited) was the 8th and 12th top buyer of shares of “FORTUNE” from 20.05.2021 to 17.06.2021. He was associated with the following clients in trading the shares of “FORTUNE” during the investigation period:

বাংলাদেশ সিকিউরিটিজ অ্যান্ড এক্সচেঞ্জ কমিশন

“মুজিববর্ষের অঙ্গীকার
উন্নয়ন-অর্থায়নের উৎস হবে পুঁজিবাজার”

- His father and 2nd top buyer Mr. Abul Kalam Mather (Client code # 9166 of UCB Stock Brokerage Limited and S2193 with SBL Capital Management Limited).
- His wife, Ms. Kazi Sadia Hasan (Client code # S2131 of SBL Capital Management Limited and code # 3898 of UCB Stock Brokerage Limited).
- His sister and the 3rd top buyer Ms. Konika Afroze (Client code # 7677 of UCB Stock Brokerage Limited and S2194 with SBL Capital Management Limited).
- The D I T Co-Operative Ltd (Client code # 7022 of UCB Stock Brokerage Limited, the 4th top buyer, 43319 of EBL Securities Limited and code # S2116 of SBL Capital Management Ltd).
- His brother in law Mr. Kazi Farid Hasan (Client code # 08013 of IIDFC Securities Limited and S2181 of SBL Capital Management Limited). Mr. Kazi Fuad Hasan (Client code # S2201 of SBL Capital Management Ltd.).

In addition to the above, **Mr. Abul Khayer** participated in trading of shares of “FORTUNE” along with 05 (five) more accounts maintained in his name, such as-

- Client code # 42080 of EBL Securities Ltd.
- Client code # A12485 of Remons Investment & Securities Ltd.
- Client code # 002396 of Premier Bank Securities Ltd.
- Client code # 1689 of NRBC Bank Securities Ltd.
- Client code # S2130 of SBL Capital Management Ltd.

However, with the aforementioned **19(Nineteen) accounts**, they jointly traded **24.31%** shares of “FORTUNE” during the investigation period.

II. Major sellers of the period:

The list of major sellers of share of “FORTUNE” for the period from 20.05.2021 to 17.06.2021 is as follows:

Sl. No.	Client Code	Client Name	BO ID	Name of TREC Holder	Buy Quantity	Sell Quantity	Total Trade	Total Trade Volume in the market	% of total Trade
1	7677	Konika Afroze	1205590072553290	UCB Stock Brokerage Limited	6264780	5600211	11864991	166067391	7.14%
2	00050	Luna Siddique	1204480000007848	IIDFC Securities Limited	0	3860917	3860917	166067391	2.32%
3	C061	Beximco Holdings Ltd.	1204500000225709	City Brokerage Limited	200000	2400000	2600000	166067391	1.57%
4	10400	Luna Kabir	1205150000170784	BD Finance Securities Limited	0	1920000	1920000	166067391	1.16%
5	9166	Abul Kalam Mather	1205590073447222	UCB Stock Brokerage Limited	10211964	1854008	12065972	166067391	7.27%
6	D2001	Mahmuda Akter Mukta	1203850069164538	Reliance Brokerage Services Ltd.	1562000	1744670	3306670	166067391	1.99%
7	A17298	Kazi Md. Shahadat Hossain	1201830063130446	LANKABANGLA Securities Ltd.	1500000	1500000	3000000	166067391	1.81%
8	1	Uttara Bank Securities Limited	1205750053884851	Uttara Bank Securities Limited	1123639	1388615	2512254	166067391	1.51%
9	P209	Prime Bank Invest Ltd P-209	1602110046844705	Prime Bank Investment Limited	0	1208644	1208644	166067391	0.73%
10	7647	Md. Abul Khayer	1205590071091116	UCB Stock Brokerage Ltd.	1601586	1201586	2803172	166067391	1.69%
11	A17299	M/S B & Bs Trade International	1201830063147511	LANKABANGLA Securities Ltd.	1000000	1000000	2000000	166067391	1.20%
12	00456	Mollah Abdul Aziz	1204480016448947	IIDFC Securities Limited	0	970000	970000	166067391	0.58%
13	A22661	Md. Asadullah	1201830068390454	LANKABANGLA Securities Ltd.	350000	950000	1300000	166067391	0.78%
14	D17859	Must Communication	1204220072900814	International Leasing Securities Ltd.	730000	900000	1630000	166067391	0.98%
15	E2464	Monisha Das	1201820063751696	BRAC EPL Stock Brokerage Ltd.	496000	896000	1392000	166067391	0.84%
16	00007	Dr.Md.Abu Syed Tito	1203300000173662	Prilink Securities Limited	0	815071	815071	166067391	0.49%
17	CM286	Cberl Client A/C - Cm286	1605170065122350	City Bank Capital Resources Ltd.	807050	807050	1614100	166067391	0.97%
18	DHN8445	Mithy Islam Khan	1201930058174029	Beximco Securities Ltd.	0	800000	800000	166067391	0.48%
19	22508	Md. Masud Rana	1205670068818931	BD Sunlife Securities Ltd	752947	752947	1505894	166067391	0.91%
20	I6624	Sheikh Mohd.Ghulam Quibria	1602510021523316	IDLC Investments Limited	0	735359	735359	166067391	0.44%

বাংলাদেশ সিকিউরিটিজ অ্যান্ড এক্সচেঞ্জ কমিশন

Findings:

It was observed that Konika Afroze (Client code # 7677 of UCB Stock Brokerage Limited) was the top seller of shares of “FORTUNE” from 20.05.2021 to 17.06.2021. The said client bought 6,264,780 shares and sold 5,600,211 shares of “FORTUNE” during the aforementioned investigation period, which is 7.14% of total traded share of “FORTUNE” during the aforesaid investigation period.

B. Trade pattern of Mr. Md. Abul Khayer and his associates:

Observation 01:

Mr. Md. Abul Khayer (Client code # ABM645 of Agrani Equity & Investment Limited and code # 7647 of UCB Stock Brokerage Limited) was the 8th and 12th top buyer of shares of “FORTUNE” for the investigation period from 20.05.2021 to 17.06.2021. After examining the relevant documents, it was also observed that the said client participated in trading of shares of “FORTUNE” in association with some of his another codes, family members and institutions and the details of the same is delineated as follows:

Sl. No.	BOID	Client ID	BO_NAME	DP_NAME	Relationship
01	1201950062164535	42080	Md. Abul Khayer	EBL Securities Limited	Md. Abul Khayer self
02	1202600071091116	A12485	MD. ABUL KHAYER	Remons Investment & Securities Ltd	
03	1204590067712781	002396	Md. Abul Khayer	Premier Bank Securities Ltd.	
04	1205590071091116	7647	MD. ABUL KHAYER	UCB Stock Brokerage Limited	
05	1205950071091116	1689	MD. ABUL KHAYER	NRBC Bank Securities Limited	
06	1604530062164535	S2130	Md. Abul Khayer	SBL Capital Management Limited	
07	1605110071091116	ABM645	MD. ABUL KHAYER	Agrani Equity & Investment Limited	
08	1205590073447222	9166	ABUL KALAM MATBER	UCB Stock Brokerage Limited	Abul Kalam Matber is the father of Md. Abul Khayer.
09	1604530073447222	S2193	ABUL KALAM MATBER	SBL Capital Management Limited	
10	1205590072553290	7677	KONIKA AFROZE	UCB Stock Brokerage Limited	Konika Afroze is the sister of Md. Abul Khayer.
11	1604530072553290	S2194	KONIKA AFROZE	SBL Capital Management Limited	
12	1201950065757811	43319	D I T CO-OPERATIVE LTD.	EBL Securities Limited	Md. Abul Khayer is the chairman of D I T CO-OPERATIVE LTD.
13	1205590065757811	7022	D I T CO-OPERATIVE LTD.	UCB Stock Brokerage Limited	
14	1604530065757811	S2116	D I T CO-OPERATIVE LTD.	SBL Capital Management Limited	
15	1604530066385504	S2131	Kazi Sadia Hasan	SBL Capital Management Limited	Kazi Sadia Hasan is the wife of Md. Abul Khayer.
16	1205590068284973	3898	KAZI SADIA HASAN	UCB Stock Brokerage Limited	
17	1204480068944961	08013	KAZI FARID HASAN	IIDFC Securities Limited	Brother of Kazi Sadia Hasan
18	1604530073310549	S2181	Kazi Farid Hasan	SBL Capital Management Limited	
19	1604530073680615	S2201	Kazi Fuad Hasan	SBL Capital Management Limited	



“মুজিববর্ষের অঙ্গীকার
উন্নয়ন-অর্থায়নের উৎস হবে পুঁজিবাজার”

বাংলাদেশ সিকিউরিটিজ অ্যান্ড এক্সচেঞ্জ কমিশন

Individual Trade Patterns, Trade monitoring screenshots, Effects of “FORTUNE” at DSE in public market by the said clients and gain and loss statement are given below:

i) Individual Trade Patterns of Mr. Md. Abul Khayer and his associates (Only Public Market):

Date	Code # 9166				Code # S2193				Code # 7677				Code # S2194				Code # 43319			
	BO ID # 1205590073447222				BO ID # 1604530073447222				BO ID # 1205590072553290				BO ID # 1604530072553290				BO ID # 1201950065757811			
	ABUL KALAM MATBER				ABUL KALAM MATBER				KONIKA AFROZE				KONIKA AFROZE				D I T CO-OPERATIVE LTD.			
	UCB Stock Brokerage Limited				SBL Capital Management Limited				UCB Stock Brokerage Limited				SBL Capital Management Limited				EBL Securities Limited			
	Buy Qty	Rate	Sale Qty.	Rate	Buy Qty	Rate	Sale Qty.	Rate	Buy Qty	Rate	Sale Qty.	Rate	Buy Qty	Rate	Sale Qty.	Rate	Buy Qty	Rate	Sale Qty.	Rate
	0	0.00	0	0.00	0	0.00	0	0.00	0	0.00	0	0.00	0	0.00	0	0.00	0	0.00	0	0.00
02-06-2021	0	0.00	0	0.00	0	0.00	0	0.00	2234780	23.55	0	0.00	0	0.00	0	0.00	0	0.00	0	0.00
03-06-2021	0	0.00	0	0.00	0	0.00	0	0.00	4000000	26.00	0	0.00	0	0.00	0	0.00	0	0.00	0	0.00
06-06-2021	8000000	28.60	0	0.00	27268	28.00	0	0.00	0	0.00	0	0.00	234489	28.53	0	0.00	0	0.00	0	0.00
07-06-2021	0	0.00	0	0.00	0	0.00	0	0.00	0	0.00	0	0.00	0	0.00	0	0.00	0	0.00	0	0.00
08-06-2021	0	0.00	0	0.00	185100	31.29	0	0.00	0	0.00	0	0.00	0	0.00	0	0.00	0	0.00	0	0.00
09-06-2021	0	0.00	0	0.00	0	0.00	0	0.00	0	0.00	500220	35.34	0	0.00	0	0.00	0	0.00	0	0.00
10-06-2021	1411964	38.16	1504008	37.18	0	0.00	0	0.00	30000	38.76	0	0.00	100000	39.10	0	0.00	0	0.00	0	0.00
13-06-2021	0	0.00	0	0.00	0	0.00	0	0.00	0	0.00	100000	40.87	0	0.00	0	0.00	0	0.00	0	0.00
14-06-2021	600000	43.89	0	0.00	0	0.00	0	0.00	0	0.00	0	0.00	0	0.00	0	0.00	214480	43.88	0	0.00
15-06-2021	0	0.00	0	0.00	0	0.00	0	0.00	0	0.00	0	0.00	200000	42.82	0	0.00	0	0.00	0	0.00
16-06-2021	200000	43.02	0	0.00	0	0.00	0	0.00	0	0.00	0	0.00	0	0.00	0	0.00	100000	43.85	0	0.00
17-06-2021	0	0.00	0	0.00	0	0.00	0	0.00	0	0.00	0	0.00	0	0.00	0	0.00	0	0.00	0	0.00
Total	10211964		1504008		212368		0		6264780		600220		534489		0		314480		0	

Date	Code # 7022				Code # S2116				Code # 42080				Code # A12485				Code # 002396			
	BO ID # 1205590065757811				BO ID # 1604530065757811				BO ID # 1201950062164535				BO ID # 1202600071091116				BO ID # 1204590067712781			
	D I T CO-OPERATIVE LTD.				D I T CO-OPERATIVE LTD.				Md. Abul Khayer				MD. ABUL KHAYER				Md. Abul Khayer			
	UCB Stock Brokerage Limited				SBL Capital Management Limited				EBL Securities Limited				Remons Investment & Securities Limited				Premier Bank Securities Ltd.			
	Buy Qty	Rate	Sale Qty.	Rate	Buy Qty	Rate	Sale Qty.	Rate	Buy Qty	Rate	Sale Qty.	Rate	Buy Qty	Rate	Sale Qty.	Rate	Buy Qty	Rate	Sale Qty.	Rate
	0	0.00	0	0.00	0	0.00	0	0.00	0	0.00	0	0.00	0	0.00	0	0.00	0	0.00	0	0.00
02-06-2021	0	0.00	0	0.00	0	0.00	0	0.00	0	0.00	0	0.00	0	0.00	0	0.00	0	0.00	0	0.00
03-06-2021	0	0.00	0	0.00	0	0.00	0	0.00	0	0.00	0	0.00	0	0.00	0	0.00	0	0.00	0	0.00
06-06-2021	0	0.00	0	0.00	0	0.00	0	0.00	0	0.00	0	0.00	0	0.00	0	0.00	0	0.00	0	0.00
07-06-2021	4000000	31.40	0	0.00	0	0.00	0	0.00	0	0.00	0	0.00	0	0.00	0	0.00	0	0.00	0	0.00
08-06-2021	0	0.00	0	0.00	98077	32.90	0	0.00	0	0.00	0	0.00	300000	31.37	0	0.00	0	0.00	0	0.00
09-06-2021	0	0.00	0	0.00	0	0.00	0	0.00	130600	36.51	0	0.00	275000	37.23	0	0.00	0	0.00	0	0.00
10-06-2021	0	0.00	0	0.00	202970	37.59	10150	37.90	0	0.00	0	0.00	0	0.00	0	0.00	1000000	38.54	0	0.00
13-06-2021	500000	40.40	500000	41.18	0	0.00	0	0.00	0	0.00	10000	41.50	0	0.00	0	0.00	0	0.00	0	0.00
14-06-2021	0	0.00	0	0.00	28363	44.50	0	0.00	0	0.00	0	0.00	0	0.00	0	0.00	0	0.00	0	0.00
15-06-2021	0	0.00	0	0.00	79774	42.89	0	0.00	0	0.00	0	0.00	0	0.00	0	0.00	0	0.00	0	0.00
16-06-2021	0	0.00	0	0.00	0	0.00	0	0.00	0	0.00	0	0.00	214445	42.97	0	0.00	0	0.00	0	0.00
17-06-2021	0	0.00	0	0.00	0	0.00	0	0.00	0	0.00	0	0.00	0	0.00	0	0.00	0	0.00	0	0.00
Total	4500000		500000		409184		10150		130600		10000		789445		0		1000000		0	

Date	Code # 7647				Code # 1689				Code # S2130				Code # ABM645				Code # S2131			
	BO ID # 1205590071091116				BO ID # 1205950071091116				BO ID # 1604530062164535				BO ID # 1605110071091116				BO ID # 1604530066385504			
	MD. ABUL KHAYER				MD. ABUL KHAYER				Md. Abul Khayer				MD. ABUL KHAYER				Kazi Sadia Hasan			
	UCB Stock Brokerage Limited				NRBC Bank Securities Limited				SBL Capital Management Limited				Agrani Equity & Investment Limited				SBL Capital Management Limited			
	Buy Qty	Rate	Sale Qty.	Rate	Buy Qty	Rate	Sale Qty.	Rate	Buy Qty	Rate	Sale Qty.	Rate	Buy Qty	Rate	Sale Qty.	Rate	Buy Qty	Rate	Sale Qty.	Rate
	0	0.00	0	0.00	0	0.00	0	0.00	0	0.00	0	0.00	0	0.00	0	0.00	0	0.00	0	0.00
02-06-2021	0	0.00	0	0.00	0	0.00	0	0.00	0	0.00	0	0.00	0	0.00	0	0.00	172960	23.04	0	0.00
03-06-2021	0	0.00	0	0.00	0	0.00	0	0.00	0	0.00	0	0.00	0	0.00	0	0.00	0	0.00	0	0.00
06-06-2021	901586	28.59	0	0.00	0	0.00	0	0.00	0	0.00	0	0.00	0	0.00	0	0.00	471126	28.07	0	0.00
07-06-2021	0	0.00	0	0.00	0	0.00	0	0.00	0	0.00	0	0.00	1500000	31.40	0	0.00	0	0.00	0	0.00
08-06-2021	0	0.00	0	0.00	0	0.00	0	0.00	1000	31.20	0	0.00	0	0.00	0	0.00	328540	34.45	0	0.00
09-06-2021	0	0.00	901586	35.10	0	0.00	0	0.00	0	0.00	0	0.00	0	0.00	0	0.00	0	0.00	50000	36.40
10-06-2021	0	0.00	0	0.00	0	0.00	0	0.00	0	0.00	0	0.00	200000	39.64	0	0.00	0	0.00	0	0.00
13-06-2021	0	0.00	0	0.00	759969	41.07	0	0.00	0	0.00	0	0.00	225000	41.41	0	0.00	0	0.00	0	0.00
14-06-2021	0	0.00	0	0.00	25000	44.10	0	0.00	0	0.00	0	0.00	100000	44.20	0	0.00	250718	44.16	0	0.00
15-06-2021	0	0.00	0	0.00	0	0.00	0	0.00	0	0.00	0	0.00	0	0.00	0	0.00	116000	42.80	0	0.00
16-06-2021	0	0.00	0	0.00	0	0.00	0	0.00	0	0.00	0	0.00	0	0.00	0	0.00	0	0.00	0	0.00
17-06-2021	0	0.00	300000	43.55	0	0.00	0	0.00	0	0.00	0	0.00	0	0.00	0	0.00	0	0.00	0	0.00
Total	901586		1201586		784969		0		1000		0		2025000		0		1339344		50000	



বাংলাদেশ সিকিউরিটিজ অ্যান্ড এক্সচেঞ্জ কমিশন

“মুজিববর্ষের অঙ্গীকার
উন্নয়ন-অর্থায়নের উৎস হবে পুঁজিবাজার”

Date	Code # 3898				Code # 08013				Code # S2181				Code # S2201				Total					
	BO ID # 1205590068284973				BO ID # 1204480068944961				BO ID # 1604530073310549				BO ID # 1604530073680615									
	KAZI SADIA HASAN				KAZI FARID HASAN				SCML-IDG.S2181				SCML-IDG.S2201									
	UCB Stock Brokerage Limited				IIDFC Securities Limited				SBL Capital Management Limited				SBL Capital Management Limited									
	Buy Qty	Rate	Sale Qty	Rate	Buy Qty	Rate	Sale Qty	Rate	Buy Qty	Rate	Sale Qty	Rate	Buy Qty	Rate	Sale Qty	Rate	Buy Qty	Buy Rate	Total	Sale Qty.	Sale Rate	Total
	0	0.00	0	0.00	0	0.00	0	0.00	0	0.00	0	0.00	0	0.00	0	0.00	0	0.00	0.00	0	0.00	0.00
02-06-2021	0	0.00	0	0.00	500	22.30	0	0.00	0	0.00	0	0.00	0	0.00	0	0.00	2408240	23.51	56622402.70	0	0.00	0.00
03-06-2021	0	0.00	0	0.00	0	0.00	0	0.00	0	0.00	0	0.00	0	0.00	0	0.00	4000000	26.00	104000000.00	0	0.00	0.00
06-06-2021	366035	28.54	0	0.00	0	0.00	0	0.00	0	0.00	0	0.00	0	0.00	0	0.00	10000504	28.57	285701499.40	0	0.00	0.00
07-06-2021	0	0.00	0	0.00	0	0.00	500	31.10	0	0.00	0	0.00	0	0.00	0	0.00	5500000	31.40	172700000.00	500	31.10	15550.00
08-06-2021	0	0.00	0	0.00	1800	34.50	0	0.00	1030	31.50	0	0.00	0	0.00	0	0.00	915547	32.63	29871783.00	0	0.00	0.00
09-06-2021	100000	34.79	0	0.00	450	35.10	0	0.00	1000	34.80	0	0.00	4170	35.75	0	0.00	511220	36.55	18685435.50	1451806	35.23	51145720.30
10-06-2021	0	0.00	0	0.00	0	0.00	1000	37.40	0	0.00	1030	38.50	0	0.00	0	0.00	2944934	38.39	113057029.50	1516188	37.18	56373860.20
13-06-2021	0	0.00	0	0.00	0	0.00	0	0.00	0	0.00	200	39.40	0	0.00	0	0.00	1484969	40.89	60723220.20	610200	41.13	25097948.40
14-06-2021	0	0.00	0	0.00	0	0.00	0	0.00	4800	43.49	200	42.40	0	0.00	0	0.00	1223361	43.99	53811519.40	200	42.40	8480.00
15-06-2021	0	0.00	0	0.00	0	0.00	0	0.00	1000	43.10	0	0.00	1200	42.90	0	0.00	397974	42.83	17045295.10	0	0.00	0.00
16-06-2021	100000	43.50	0	0.00	1000	42.60	0	0.00	1100	42.82	1000	44.00	0	0.00	0	0.00	616545	43.22	26644303.10	1000	44.00	44000.00
17-06-2021	0	0.00	0	0.00	0	0.00	1250	44.50	0	0.00	1000	44.00	0	0.00	0	0.00	0	0.00	0.00	302250	43.56	13165286.50
Total	566035		0		3750		2750		8930		3430		5370		0		30003294			3882144		

ii) Effects of 'FORTUNE' at DSE (both Public Market and Block Market) by Mr. Md. Abul Khayer and his associates:

Date	Buy			Sale			Cost of shares sold		Stock Position			Comparison with the Market							
	Qty.	Price	Amount	Qty.	Price	Amount	Bonus Share Credited	Price (W.Avg.)	Amount	Qty.	Price (W.Avg.)	Amount	Mkt Trade Qty at DSE	Mkt Close Price at DSE	Market price Changed by	Client Buy (%)	Client Sale (%)	Client Trade (%)	
Opening Balance										0	0.00	0.00							
02-06-2021	2408240	23.51	56622402.70	0	0.00	0.00		0.00	0.00	2408240	23.51	56622402.70	5501623	23.70	0.00%	43.77%	0.00%	43.77%	
03-06-2021	4000000	26.00	104000000.00	0	0.00	0.00		0.00	0.00	6408240	25.06	160622402.70	8992696	26.00	0.00%	44.48%	0.00%	44.48%	
06-06-2021	10000504	28.57	285701499.40	0	0.00	0.00		0.00	0.00	16408744	27.20	446323902.10	20975613	28.60	0.00%	47.68%	0.00%	47.68%	
07-06-2021	5500000	31.40	172700000.00	600500	30.00	18015550.00		28.25	16966917.56	21308244	28.25	602056984.54	20325427	31.40	0.00%	27.06%	2.95%	30.01%	
08-06-2021	915547	32.63	29871783.00	440004	31.44	13833125.90		28.43	12511420.10	21783787	28.43	619417347.44	17115663	34.40	0.00%	5.35%	2.57%	7.92%	
09-06-2021	511220	36.55	18685435.50	4511806	34.33	154879720.30		28.62	129131870.86	17783201	28.62	508970912.09	13517733	37.70	0.00%	3.78%	33.38%	37.16%	
10-06-2021	2944934	38.39	113057029.50	2306179	36.89	85076534.30		30.01	69205829.48	18421956	30.01	552822112.10	13453779	39.30	0.00%	21.89%	17.14%	39.03%	
13-06-2021	2184969	40.61	88723220.20	1510200	40.39	60997948.40		31.13	47016319.07	19096725	31.13	594529013.23	12012188	43.10	0.00%	18.19%	12.57%	30.76%	
14-06-2021	1223361	43.99	53811519.40	200	42.40	8480.00		31.91	6381.28	20319886	31.91	648334151.36	9312013	43.90	0.00%	13.14%	0.00%	13.14%	
15-06-2021	397974	42.83	17045295.10	0	0.00	0.00		0.00	0.00	20717860	32.12	665379446.46	7593244	43.10	0.00%	5.24%	0.00%	5.24%	
16-06-2021	616545	43.22	26644303.10	1000	44.00	44000.00		32.44	32436.98	21333405	32.44	691991312.57	4767475	43.20	0.00%	12.93%	0.02%	12.95%	
17-06-2021	0	0.00	0.00	302250	43.56	13165286.50		32.44	9804078.36	21031155	32.44	682187234.22	6764231	43.80	0.00%	0.00%	4.47%	4.47%	
Total	30703294	31.49	966862487.90	9672139	35.77	346020645.40	0	29.43	284675253.68	21031155	32.44	682187234.22							


Summary																
Block Buy			Block Sale			Total Buy			Total Sale			Cost of Shares Sold		Stock Position		
Qty	Price	Amount	Qty	Price	Amount	Qty	Price	Amount	Qty	Price	Amount	Price	Amount	Qty	Price	Amount
700000	40.00	28000000.00	5789995	34.57	200169800.00	30703294	31.49	966862487.90	9672139	35.77	346020645.40	29.43	284675253.68	21031155	32.44	682187234.22

বাংলাদেশ সিকিউরিটিজ অ্যান্ড এক্সচেঞ্জ কমিশন

iii) Trade monitoring screenshots of Mr. Md. Abul Khayer and his associates (Public market):

The Investigation Team collected Trade monitoring screenshots from the Surveillance Department on some trading dates where appearance of active trading of Mr. Md. Abul Khayer and his associates was observed to influence the price of ‘FORTUNE’.

The details of the graphs are given below:



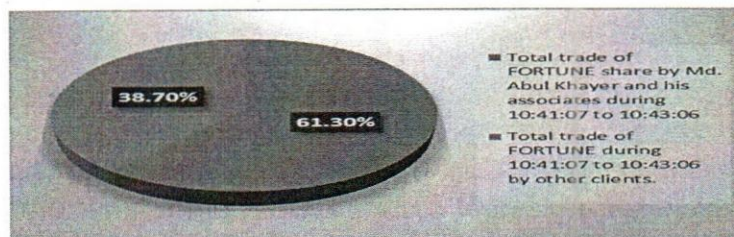
▲ Green triangle represents trade of FORTUNE by Mr. Md. Abul Khayer and his associates

△ White triangle represents trade of FORTUNE by other clients

After scrutinizing the Trade monitoring screenshots collected from Surveillance Department, it is found that Mr. Md. Abul Khayer and his associates was involved in trading of shares of ‘FORTUNE’ which influenced price of shares of the said company on several dates as follows:

- ❖ It was observed in the graph that on 02-06-2021, total number of trades of FORTUNE in the market was 1300, whereas number of trades (buy) executed by Md. Abul Khayer and his associates were 517 which is approximately 39.80% of the total number of trades in the market. Again, total traded volume of FORTUNE in the market on that day was 5,413,123 whereas buy volume by the said client(s) was 2,408,240 which is approximately 44.50% of the total traded volume in the market. It is evident that the client had significant participation in the market on 02-06-2021 in trading of Shares of ‘FORTUNE’.

On 02-06-2021, trading of Shares of ‘FORTUNE’ was started at Tk. 21.80 which is Tk. 0.20 more than the YCP of Tk. 21.60. On that day, Md. Abul Khayer and his associates started series of trading at 10:41:07 at price Tk. 22.20 and induced the same to rise to Tk. 23.70 up to 10:43:06. It can also be observed from the graph that Md. Abul Khayer and his associates executed significant trades during this time period. It is mentionable here that from 10:41:07 to 10:43:06, Md. Abul Khayer and his associates bought 1,616,844 shares of FORTUNE compared to the total traded share of 2,637,379. This is shown in the following Pie Chart.:



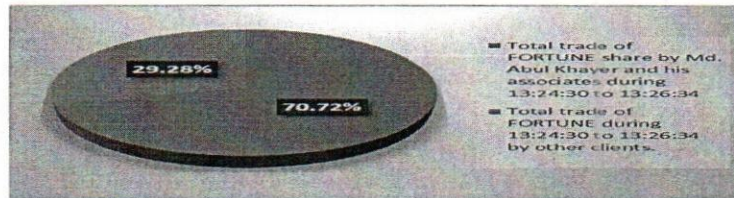
বাংলাদেশ সিকিউরিটিজ অ্যান্ড এক্সচেঞ্জ কমিশন

It is also found that during the aforementioned period, Md. Abul Khayer and his associates executed 236 howlas to purchase of shares of FORTUNE compared to the total number of howlas of 419.

It is observed from the graphs and screenshot that Md. Abul Khayer and his associates bought 61.30% of the total trades of Shares of “FORTUNE” by executing 236 of total 419 howlas from 10:41:07 to 10:43:06 on 02-06-2021. From 10:41:07 to 10:43:06, Md. Abul Khayer and his associates induced the price to rise from Tk. 22.20 to Tk. 23.70. Thus it seems that Md. Abul Khayer and his associates were actively trying to lift the price of Shares of “FORTUNE”. At the end of the day price of Shares of “FORTUNE” was increased by Tk. 2.10 which is approximately 9.72% higher than YCP.

- ❖ It was observed in the graph that on 06-06-2021, total number of trades of FORTUNE in the market was 2852, whereas number of trades (buy) executed by Md. Abul Khayer and his associates were 1166 which is approximately 40.88% of the total number of trades in the market. Again, total traded volume of FORTUNE in the market on that day was 20,876,113 whereas buy volume by the said client(s) was 10,000,504 which is approximately 47.90% of the total traded volume in the market. It is evident that the client had significant participation in the market on 06-06-2021 in trading of Shares of “FORTUNE”.

On 06-06-2021, trading of Shares of “FORTUNE” was started at Tk. 28.60 which is Tk. 2.60 more than the YCP of Tk. 26.00. On that day, Md. Abul Khayer and his associates started series of trading at 13:24:30 at price Tk. 27.70 and induced the same to rise to Tk. 28.60 up to 13:26:34. It can also be observed from the graph that Md. Abul Khayer and his associates executed significant trades during this time period. It is mentionable here that from 13:24:30 to 13:26:34, Md. Abul Khayer and his associates bought 1,174,526 shares of FORTUNE compared to the total traded share of 1,660,876. This is shown in the following Pie Chart.:



It is also found that during the aforementioned period, Md. Abul Khayer and his associates executed 160 howlas to purchase of shares of FORTUNE compared to the total number of howlas of 274.


It is observed from the graphs and screenshot that Md. Abul Khayer and his associates bought 70.72% of the total trades of Shares of “FORTUNE” by executing 160 of total 274 howlas from 13:24:30 to 13:26:34 on 06-06-2021. From 13:24:30 to 13:26:34, Md. Abul Khayer and his associates induced the price to rise from Tk. 27.70 to Tk. 28.60. Thus it seems that Md. Abul Khayer and his associates were actively trying to lift the price of Shares of “FORTUNE”. At the end of the day price of Shares of “FORTUNE” was increased by Tk. 2.60 which is approximately 10.00% higher than YCP.

- ❖ It was observed in the graph that on 10-06-2021, total number of trades of FORTUNE in the market was 3699, whereas number of trades (buy) executed by Md. Abul Khayer and his associates were 508 which is approximately 13.73% of the total number of trades in the market.

বাংলাদেশ সিকিউরিটিজ অ্যান্ড এক্সচেঞ্জ কমিশন

Again, total traded volume of FORTUNE in the market on that day was 12,455,788 whereas buy volume by the said client(s) was 2,944,934 which is approximately 23.64% of the total traded volume in the market. It is evident that the client had significant participation in the market on 10-06-2021 in trading of Shares of “FORTUNE”.


On 10-06-2021, trading of Shares of “FORTUNE” was started at Tk. 38.00 which is Tk. 0.30 more than the YCP of Tk. 37.70. On that day, Md. Abul Khayer and his associates started series of trading at 11:51:56 at price Tk. 37.40 and induced the same to rise to Tk. 38.70 up to 11:54:21. It can also be observed from the graph that Md. Abul Khayer and his associates executed significant trades during this time period. It is mentionable here that from 11:51:56 to 11:54:21, Md. Abul Khayer and his associates bought 782,465 shares of FORTUNE compared to the total traded share of 792,882. This is shown in the following Pie Chart:



It is also found that during the aforementioned period, Md. Abul Khayer and his associates executed 141 howlas to purchase of shares of FORTUNE compared to the total number of howlas of 150.

It is observed from the graphs and screenshot that Md. Abul Khayer and his associates bought 98.69% of the total trades of Shares of “FORTUNE” by executing 141 of total 150 howlas from 11:51:56 to 11:54:21 on 10-06-2021. From 11:51:56 to 11:54:21, Md. Abul Khayer and his associates induced the price to rise from Tk. 37.40 to Tk. 38.70. Thus it seems that Md. Abul Khayer and his associates were actively trying to lift the price of Shares of “FORTUNE”.

Again, on that day, finally, Md. Abul Khayer and his associates started series of trading at 12:49:50 at price Tk. 37.30 and induced the same to rise to Tk. 38.80 up to 13:10:25. It can also be observed from the graph that Md. Abul Khayer and his associates executed significant trades during this time period. It is mentionable here that from 12:49:50 to 13:10:25, Md. Abul Khayer and his associates bought 678,506 shares of FORTUNE compared to the total traded share of 712,746. This is shown in the following Pie Chart.:



It is also found that during the aforementioned period, Md. Abul Khayer and his associates executed 109 howlas to purchase of shares of FORTUNE compared to the total number of howlas of 136.

It is observed from the graphs and screenshot that Md. Abul Khayer and his associates bought 95.20% of the total trades of Shares of “FORTUNE” by executing 109 of total 136 howlas from 12:49:50 to 13:10:25 on 10-06-2021. From 12:49:50 to 13:10:25, Md. Abul Khayer and his associates induced the price to rise from Tk. 37.30 to Tk. 38.80. Thus it seems that Md. Abul

বাংলাদেশ সিকিউরিটিজ অ্যান্ড এক্সচেঞ্জ কমিশন

Khayer and his associates were actively trying to lift the price of Shares of “FORTUNE”. At the end of the day price of Shares of “FORTUNE” was increased by Tk. 1.60 which is approximately 4.24% higher than YCP.

iv) Gain/Loss of Md. Abul Khayer and his associates by trading of shares of FORTUNE from 20.05.2021 to 17.06.2021:

Realized Capital gain(loss)per unit	6.34	Average Sale Price - Average Cost Price
Realized Capital gain(loss)%	21.55%	Gain (loss) Per Unit/Cost Per Unit
Realized Capital gain(loss)TK	6,13,45,391.72	Total Sale Quantity x Gain (loss) Per Unit
Closing Price (17-06-2021)	43.80	Closing Price of Last Investigation Date
Unrealized gain(loss) per unit	11.36	Closing Price of Last Investigation Date - Average Price of Stock Position
Unrealized gain(loss) %	35.03%	Unrealized gain (loss) per unit /Average Price of Stock Position
Unrealized gain(loss) TK	23,89,77,354.78	Quantity of Stock Position x Unrealized gain (loss) per unit

As per DSE trade data, Md. Abul Khayer and his associates bought total 30,703,294 shares of “FORTUNE” from 20.05.2021 to 17.06.2021. He traded 24.31% of total trade volume of shares of “FORTUNE” with the said BO accounts and realized a capital gain of BDT 61,345,391.72 by trading of shares of “FORTUNE” during the investigation period. Moreover, his unrealized gain is BDT 238,977,354.78 during the investigation period.

Findings-1:

As per **Section 17(e)(v) of the Securities and Exchange Ordinance, 1969**, “No person shall, for the purpose of inducing, dissuading, effecting, preventing or in any manner influencing or turning to his advantage, the sale or purchase of any security, directly or indirectly, -

- (e) do any act or practice or engage in a course of business, or omit to do any act which operates or would operate as a fraud, deceit or manipulation upon any person, in particular- -----
(v) directly or indirectly effect a series of transactions in any security creating the appearance of active trading therein or of raising of price for the purpose of inducing its purchase by others or depressing its price for the purpose of inducing its sale by others;”

Hence, it is observed from the aforesaid discussion that Md. Abul Khayer and his associates was involved directly and indirectly in a series of transaction of shares of “FORTUNE” in order to create the appearance of active trading of the said share.

Contravention(s)-1:

Through the aforesaid activities it appears that **Md. Abul Khayer and his associates** have violated the following:

- **Section 17(e)(v) of the Securities and Exchange Ordinance, 1969** by directly and indirectly effecting a series of transactions in the shares of “FORTUNE” creating the appearance of active trading therein and raising price of the said share.

বাংলাদেশ সিকিউরিটিজ অ্যান্ড এক্সচেঞ্জ কমিশন

Observations - 2:

After analyzing ledger, instrument ledger and portfolio statements of Mr. Md. Abul Khayer and his associates, collected from DSE TREC Holder companies, it was observed that they had collectively acquired more than 10% shares of “FORTUNE” on the following date(s). Details are given below:

Sl. No.	Client Name	Client Code	Name of TREC Holder	Share balance of FORTUNE hold by Mr. Md. Abul Khayer and his associates											
				06-06-21	07-06-21	08-06-21	09-06-21	10-06-21	13-06-21	14-06-21	15-06-21	16-06-21	17-06-21		
1	Md. Abul Khayer	42080	EBL Securities Limited	0	0	0		130,600	130,600	120,600	120,600	120,600	120,600	120,600	
2	MD. ABUL KHAYER	A12485	Remons Investment & Securities Limited	0	0	300,000.00	575,000.00	575,000.00	575,000.00	575,000.00	575,000.00	575,000.00	789,445.00	789,445.00	
3	Md. Abul Khayer	002396	Premier Bank Securities Ltd.	0	0	0	0	1,000,000	1,000,000	1,000,000	1,000,000	1,000,000	1,000,000	1,000,000	
4	MD. ABUL KHAYER	7647	UCB Stock Brokerage Limited	901,586	901,586	901,586	0	0	700,000	700,000	700,000	700,000	700,000	400,000	
5	MD. ABUL KHAYER	1689	NRBC Bank Securities Limited	0	0	0	0	0	759969	784969	784969	784969	784969	784969	
6	Md. Abul Khayer	52130	SBL Capital Management Limited	0	0	1,000.00	1,000.00	1,000.00	1,000.00	1,000.00	1,000.00	1,000.00	1,000.00	1,000.00	
7	MD. ABUL KHAYER	ABM645	Agrani Equity & Investment Limited	0	1,500,000.00	1,500,000.00	1,500,000.00	1,700,000.00	1,925,000.00	2,025,000.00	2,025,000.00	2,025,000.00	2,025,000.00	2,025,000.00	
8	ABUL KALAM MATBER	9166	UCB Stock Brokerage Limited	8,000,000	8,000,000	8,000,000	8,000,000	7,557,956	7,557,956	8,157,956	8,157,956	8,157,956	8,357,956	8,357,956	
9	ABUL KALAM MATBER	52193	SBL Capital Management Limited	27,268.00	27,268.00	212,368.00	212,368.00	212,368.00	212,368.00	212,368.00	212,368.00	212,368.00	212,368.00	212,368.00	
10	KONIKA AFROZE	7677	UCB Stock Brokerage Limited	6,234,780	5,634,780	5,634,780	2,074,560	1,664,569	664,569	664,569	664,569	664,569	664,569	664,569	
11	KONIKA AFROZE	52194	SBL Capital Management Limited	234,489.00	234,489.00	234,489.00	234,489.00	334,489.00	334,489.00	334,489.00	534,489.00	534,489.00	534,489.00	534,489.00	
12	D I T CO- OPERATIVE LTD.	43319	EBL Securities Limited	0	0	0	0	0	214,480	214,480	314,480	314,480	314,480	314,480	
13	D I T CO- OPERATIVE LTD.	7022	UCB Stock Brokerage Limited	0	4,000,000	4,000,000	4,000,000	4,000,000	4,000,000	4,000,000	4,000,000	4,000,000	4,000,000	4,000,000	
14	D I T CO- OPERATIVE LTD.	52116	SBL Capital Management Limited	0	0	98,077.00	98,077.00	290,897.00	290,897.00	319,260.00	399,034.00	399,034.00	399,034.00	399,034.00	
15	Kazi Sadia Hasan	52131	SBL Capital Management Limited	644,086.00	644,086.00	532,622.00	482,622.00	482,622.00	482,622.00	733,340.00	849,340.00	849,340.00	849,340.00	849,340.00	
16	KAZI SADIYA HASAN	3898	UCB Stock Brokerage Limited	366,035	366,035	366,035	466,035	466,035	466,035	466,035	466,035	466,035	566,035	566,035	
17	KAZI FARID HASAN	08013	HDFC Securities Limited	500	0	1800	2250	1250	1250	1250	1250	1250	2250	1000	
18	KAZI FARID HASAN	52181	SBL Capital Management Limited	0	0	1,030.00	2,030.00	1,000.00	800	5,400.00	6,400.00	6,500.00	5,500.00	5,500.00	
19	KAZI FUAD HASAN	52201	SBL Capital Management Limited	0	0	0	0	4,170.00	4,170.00	4,170.00	5,370.00	5,370.00	5,370.00	5,370.00	
Total Holding of securities of FORTUNE by the aforesaid clients				16,408,744.00	21,308,244.00	21,783,787.00	17,848,431.00	18,421,956.00	19,106,725.00	20,319,886.00	20,717,860.00	21,333,405.00	21,031,155.00	21,031,155.00	
Total outstanding of securities of FORTUNE as on May 31, 2021				154,795,704	154,795,704	154,795,704	154,795,704	154,795,704	154,795,704	154,795,704	154,795,704	154,795,704	154,795,704	154,795,704	154,795,704
Holding (%) of securities of FORTUNE by the aforesaid clients				10.60%	13.77%	14.07%	11.40%	11.90%	12.34%	13.13%	13.38%	13.78%	13.59%	13.59%	

Findings-2:

However, as per উপ-বিধি (১)(ক) of বিধি ২ of the বাংলাদেশ সিকিউরিটিজ অ্যান্ড এক্সচেঞ্জ কমিশন (উল্লেখযোগ্য সংখ্যক শেয়ার অর্জন, অধিগ্রহণ ও কর্তৃত্ব গ্রহণ) বিধিমালা, ২০১৮:

“..... (১) বিষয় বা প্রসঙ্গের পরিপন্থী কোন কিছু না থাকিলে, এই বিধিমালায়, (ক) “অধিগ্রহণকারী” অর্থ এমন কোন ব্যক্তি যে নিজে বা অন্য কাহারো সহিত সম্মিলিত হইয়া (persons acting in concert) কোন কোম্পানির ভোটাধিকারযুক্ত শেয়ার অথবা ভোটাধিকারযুক্ত শেয়ারে রূপান্তরযোগ্য সিকিউরিটিজ অধিগ্রহণ করে বা উহার জন্য প্রণয়ন করে.....”

And as per বাংলাদেশ সিকিউরিটিজ অ্যান্ড এক্সচেঞ্জ কমিশন (উল্লেখযোগ্য সংখ্যক শেয়ার অর্জন, অধিগ্রহণ ও কর্তৃত্ব গ্রহণ) বিধিমালা, ২০১৮:

“----৪। এক্সচেঞ্জ হইতে নগদ অর্থের বিনিময়ে উল্লেখযোগ্য সংখ্যক শেয়ার অর্জন বা অধিগ্রহণ (১) কোন কোম্পানিতে উল্লেখযোগ্য সংখ্যক এর কম কোন শেয়ারের ধারক বা ধারকগণ, বা যিনি বা যাহারা কোন শেয়ার ধারণ করেন না এমন ব্যক্তি বা ব্যক্তিবর্গ, এক্সচেঞ্জ হইতে উক্ত কোম্পানির কোন শেয়ার অর্জন বা অধিগ্রহণ করিতে চাহিলে অর্জন বা অধিগ্রহণ পরবর্তী ধারণকৃত মোট শেয়ারের পরিমাণ যদি ১০(দশ) শতাংশ বা উহার অধিক পর্যায়ে উন্নীত হয় অথবা ১০(দশ) শতাংশ বা উহার অধিক কোন শেয়ার ধারক বা ধারকগণ এক্সচেঞ্জের মাধ্যমে উক্ত কোম্পানির আরও শেয়ার অর্জন বা অধিগ্রহণের ক্ষেত্রে তাহাকে তফসিল-১ বর্ণিত পদ্ধতিতে একটি ঘোষণা কোম্পানিতে যে এক্সচেঞ্জে তালিকাভুক্ত সেই এক্সচেঞ্জে সংশ্লিষ্ট অধিগ্রহণকারীর স্টক ব্রোকার বা মার্চেন্ট ব্যাংকারের মাধ্যমে দাখিল করিতে হইবে।.....”

From the above, it appears that Mr. Md. Abul Khayer and his associates have collectively bought more than 10% shares of “FORTUNE” as on the aforesaid dates.

বাংলাদেশ সিকিউরিটিজ অ্যান্ড এক্সচেঞ্জ কমিশন

“মুজিববর্ষের অঙ্গীকার
উন্নয়ন-অর্থায়নের উৎস হবে পুঁজিবাজার”

Contravention (2):

Through the aforesaid activities it appears that **Md. Abul Khayer and his associates** have violated the following:

- বিধি 8(১) of বাংলাদেশ সিকিউরিটিজ অ্যান্ড এক্সচেঞ্জ কমিশন (উল্লেখযোগ্য সংখ্যক শেয়ার অর্জন, অধিগ্রহণ ও কর্তৃত্ব গ্রহণ) বিধিমালা, ২০১৮ by jointly acquiring more than 10% shares of “FORTUNE” without following the above mentioned law.

Observations - 3:

As per DSE trade data, it was observed that Md. Abul Khayer (BOID # 1605110071091116 of Agrani Equity & Investment Ltd.) and Md. Abul Khayer (BOID # 1201950062164535 of EBL Securities Ltd.) were involved in trading of “FORTUNE” shares through their BO accounts with each other on 13/06/2021.

Details of the counter party trade is as follows:

Table: Counterparty trading of Md. Abul Khayer (BOID # 1605110071091116) and Md. Abul Khayer (BOID # 1201950062164535):

Trade date	Trade time	Howla no	Instrument code	Trade volume	Trade Price	Buyer Code	Client Code	Buyer Client	BOID buyer	Seller Code	Client Code	Seller Client	BOID seller	Market type
13/06/2021	13:18:40	196803982	FORTUNE	4279	41.5	DSECBL	ABM645	MD. ABUL KHAYER	1605110071091116	DSELRK	42080	Md. Abul Khayer	1201950062164535	Public

Findings:

As per section 17(e)(iii) of the Bangladesh Securities and Exchange Ordinance, 1969 (XVII of 1969), “No person shall, for the purpose of inducing, dissuading, effecting, preventing or in any manner influencing or turning to his advantage, the sale or purchase of any security, directly or indirectly, -

(e) do any act or practice or engage in a course of business, or omit to do any act which operates or would operate as a fraud, deceit or manipulation upon any person, in particular-

(iii) effect any transaction in such security which involves no change in its beneficial ownership;”

Contravention(s):

Through the aforesaid activities it appears that **Md. Abul Khayer (BOID # 1605110071091116) and Md. Abul Khayer (BOID # 1201950062164535)** have violated the following:

- **Section 17(e)(iii) of Securities and Exchange Ordinance, 1969**, by effecting the transactions of 4279 shares of ‘FORTUNE’ on 13/06/2021 by 1 howla which involved no change in beneficial ownership.

Observations - 4:

As per DSE trade data, it was observed that Md. Abul Khayer (BOID # 1204590067712781 of Premier Bank Securities Ltd., BOID # 1205590071091116 of UCB Stock Brokerage Limited, BOID # 1205950071091116 of NRBC Bank Securities Limited), D I T CO-OPERATIVE LTD. (BOID # 1604530065757811 of SBL Capital Management Limited), ABUL KALAM MATBER (BOID #

বাংলাদেশ সিকিউরিটিজ অ্যান্ড এক্সচেঞ্জ কমিশন

“মুজিববর্ষের অঙ্গীকার
উন্নয়ন-অর্থায়নের উৎস হবে পুঁজিবাজার”

1205590073447222 of UCB Stock Brokerage Limited), KONIKA AFROZE (BOID # 1205590072553290 of UCB Stock Brokerage Limited), D I T CO-OPERATIVE LTD. (BOID # 1205590065757811 of UCB Stock Brokerage Limited) and KAZI FARID HASAN (BOID # 1604530073310549 of SBL Capital Management Limited) were involved in counterparty trade of shares of “FORTUNE” through their BO accounts with each other on several dates.

Details of all the counter party trade are as follows:

Trade Date	Trade Time	Howla No	Instrument Code	Trade Volume	Trade Price	Buyer Code	Client Code	Buyer Client	BOID Buyer	Seller Code	Client Code	Seller Client	BOID Seller	Market type
10/06/2021	12:33:46	196439745	FORTUNE	1030	38.5	DSE PRM	002396	Md. Abul Khayer	1204590067712781	DSE FER	S2181	KAZI FARID HASAN	1604530073310549	Public
10/06/2021	12:51:18	196460087	FORTUNE	1704	37.9	DSE PRM	002396	Md. Abul Khayer	1204590067712781	DSE UBR	9166	ABUL KALAM MATBER	1205590073447222	Public
10/06/2021	12:51:18	196460088	FORTUNE	3296	37.9	DSE PRM	002396	Md. Abul Khayer	1204590067712781	DSE UBR	9166	ABUL KALAM MATBER	1205590073447222	Public
10/06/2021	12:51:18	196460091	FORTUNE	1504	37.9	DSE PRM	002396	Md. Abul Khayer	1204590067712781	DSE UBR	9166	ABUL KALAM MATBER	1205590073447222	Public
10/06/2021	12:51:18	196460092	FORTUNE	3496	37.9	DSE PRM	002396	Md. Abul Khayer	1204590067712781	DSE UBR	9166	ABUL KALAM MATBER	1205590073447222	Public
10/06/2021	12:51:18	196460093	FORTUNE	1504	37.9	DSE PRM	002396	Md. Abul Khayer	1204590067712781	DSE UBR	9166	ABUL KALAM MATBER	1205590073447222	Public
10/06/2021	12:51:18	196460094	FORTUNE	3496	37.9	DSE PRM	002396	Md. Abul Khayer	1204590067712781	DSE UBR	9166	ABUL KALAM MATBER	1205590073447222	Public
10/06/2021	12:51:18	196460095	FORTUNE	1504	37.9	DSE PRM	002396	Md. Abul Khayer	1204590067712781	DSE UBR	9166	ABUL KALAM MATBER	1205590073447222	Public
10/06/2021	12:51:18	196460096	FORTUNE	3496	37.9	DSE PRM	002396	Md. Abul Khayer	1204590067712781	DSE UBR	9166	ABUL KALAM MATBER	1205590073447222	Public
10/06/2021	12:51:18	196460097	FORTUNE	1504	37.9	DSE PRM	002396	Md. Abul Khayer	1204590067712781	DSE UBR	9166	ABUL KALAM MATBER	1205590073447222	Public
10/06/2021	12:51:18	196460098	FORTUNE	536	37.9	DSE PRM	002396	Md. Abul Khayer	1204590067712781	DSE UBR	9166	ABUL KALAM MATBER	1205590073447222	Public
10/06/2021	13:01:51	196472446	FORTUNE	19033	37.5	DSE FER	S2116	D I T CO-OPERATIVE LTD.	1604530065757811	DSE UBR	9166	ABUL KALAM MATBER	1205590073447222	Public
10/06/2021	13:01:55	196472492	FORTUNE	20000	37.5	DSE FER	S2116	D I T CO-OPERATIVE LTD.	1604530065757811	DSE UBR	9166	ABUL KALAM MATBER	1205590073447222	Public
10/06/2021	13:01:59	196472556	FORTUNE	20000	37.5	DSE FER	S2116	D I T CO-OPERATIVE LTD.	1604530065757811	DSE UBR	9166	ABUL KALAM MATBER	1205590073447222	Public
10/06/2021	13:02:03	196472598	FORTUNE	20000	37.5	DSE FER	S2116	D I T CO-OPERATIVE LTD.	1604530065757811	DSE UBR	9166	ABUL KALAM MATBER	1205590073447222	Public
10/06/2021	13:02:09	196472710	FORTUNE	20000	37.5	DSE FER	S2116	D I T CO-OPERATIVE LTD.	1604530065757811	DSE UBR	9166	ABUL KALAM MATBER	1205590073447222	Public
10/06/2021	13:02:09	196472711	FORTUNE	20000	37.5	DSE FER	S2116	D I T CO-OPERATIVE LTD.	1604530065757811	DSE UBR	9166	ABUL KALAM MATBER	1205590073447222	Public
13/06/2021	12:17:26	196746902	FORTUNE	3854	41.1	DSE NRB	1689	MD. ABUL KHAYER	1205950071091116	DSE UBR	7022	D I T CO-OPERATIVE LTD.	1205590065757811	Public
13/06/2021	13:37:12	196818640	FORTUNE	700000	40	DSE UBR	7647	MD. ABUL KHAYER	1205590071091116	DSE UBR	7677	KONIKA AFROZE	1205590072553290	Block

Findings:

As per section 17(e)(ii) of the Bangladesh Securities and Exchange Ordinance, 1969 (XVII of 1969), “No person shall, for the purpose of inducing, dissuading, effecting, preventing or in any manner influencing or turning to his advantage, the sale or purchase of any security, directly or indirectly, -

(e) do any act or practice or engage in a course of business, or omit to do any act which operates or would operate as a fraud, deceit or manipulation upon any person, in particular-

(ii) create a false and misleading appearance of active trading in any security;”

Contravention(s):

Through the aforesaid activities, it appears that Md. Abul Khayer (BOID # 1204590067712781 of Premier Bank Securities Ltd., BOID # 1205590071091116 of UCB Stock Brokerage Limited, BOID # 1205950071091116 of NRBC Bank Securities Limited), D I T CO-OPERATIVE LTD. (BOID # 1604530065757811 of SBL Capital Management Limited), ABUL KALAM MATBER (BOID # 1205590073447222 of UCB Stock Brokerage Limited), KONIKA AFROZE (BOID # 1205590072553290 of UCB Stock Brokerage Limited), D I T CO-OPERATIVE LTD. (BOID # 1205590065757811 of UCB Stock Brokerage Limited) and KAZI FARID HASAN (BOID # 1604530073310549 of SBL Capital Management Limited) has violated the following:

বাংলাদেশ সিকিউরিটিজ অ্যান্ড এক্সচেঞ্জ কমিশন

- **Section 17(e)(ii) of Securities and Exchange Ordinance, 1969**, by effecting the aforesaid transactions of shares of ‘FORTUNE’ on 10/06/2021 & 13/06/2021 by creating a false and misleading appearance of active trading of shares of ‘FORTUNE’.

যেহেতু, উপর্যুক্ত আলোচ্য বিষয়ে সংশ্লিষ্ট সিকিউরিটিজ সংক্রান্ত আইন ভঙ্গের কারণে কমিশনের এনফোর্সমেন্টে বিভাগ কর্তৃক মার্চ ১০, ২০২২ তারিখ বিএসইসি/এনফোর্সমেন্ট/৩২৫২(পার্ট-২)/২০২২/৪৪৯ স্মারকমূলে Abul Kalam Matber and his associates -কে মার্চ ০৭, ২০২২ তারিখে কারণ প্রদর্শন সহ শুনানীতে উপস্থিতি হতে বলা হয়। শুনানীতে উপস্থিত হয়ে Abul Kalam Matber and his associates -এর পক্ষে Mr. Md. Abul Khayer (on behalf) নিম্নলিখিত বক্তব্য দাখিল করেন;

“With due respect, I, Md. Abul Khayer hereby would like to take the opportunity to explain my position in respect of your letter no. # BSEC/Enforcement/3252(part-2)/2022/449 dated March 10, 2022 regarding FORTUNE.

Pursuant to your above-mentioned letter, we have tried to trade significant quantity of shares to improve the market scenario and increase the market volume in the very difficult situation like COVID-19 hit the capital market significantly where market volume reduced to very low and capital market was depressed and volume was required to stabilize the market. We, all know that the current economic data shows significant growth trajectory of Bangladesh Economy under the daughter of Bangabandhu HH Prime Minister Sheikh Hasina M.P., the depressed situation of capital market will not sustain, it must be rebounded significantly. It needs leader with good number of market participants who will work for the development of market like existing Chairman sir along with his team of BSEC.

In addition to the above, we have given buy order to our concerned trader to buy the mentioned shares of Fortune on the different dates but not for manipulative purpose. This is fresh buy and sales of shares. We believe that the price of Fortune is undervalued that’s why we given this buy order to purchase shares. We have no other motive but to get the opportunity to get the gain from undervalued shares which is evident from its current price.

I always try to comply rules and regulation at the time trade. In addition to this, my trade volume helps to provide sufficient liquidity in the market which ultimately increase the turnover of the exchanges.

Regarding significant holding of shares, as far as I know it will be applicable for individual persons only with reference to section 6 and 7 of BSEC Rules (significant share holdings, purchase and taking of authority) 2002. However, if any advertent mistakes have happened, I am extremely sorry for that.

Regarding I sincerely apologize for the inadvertent mistakes/ contravention that had happened through the above-mentioned trades. It has happened due to my ignorance of the fact not intentional. I am assuring that I will be more careful for future transaction.”

বাংলাদেশ সিকিউরিটিজ অ্যান্ড এক্সচেঞ্জ কমিশন

যেহেতু, Abul Kalam Matber and his associates -এর উপরোক্ত বক্তব্য থেকে প্রতীয়মান হয় যে, উপস্থাপিত অভিযোগসমূহ সঠিক সেহেতু এক্ষেত্রে Abul Kalam Matber and his associates -এর ব্যাখ্যা কমিশনের নিকট গ্রহণযোগ্য হিসেবে বিবেচিত হয়নি;

যেহেতু, Abul Kalam Matber and his associates -এর উপরোক্ত কর্মকাণ্ডের ফলে Section 17 (e) (v)(iii)(ii) of the Securities and Exchange Ordinance, 1969 লংঘন করেছে, যা সিকিউরিটিজ আইনের পরিপন্থী;


যেহেতু, Abul Kalam Matber and his associates -এর উপরোক্ত কর্মকাণ্ড Securities and Exchange Ordinance, 1969 এর Section 22 অনুযায়ী শাস্তিযোগ্য অপরাধ;

যেহেতু, কমিশনের বিবেচনায়, সিকিউরিটিজ আইন ও বিধি-বিধান পরিপালনে আলোচ্য ব্যর্থতার জন্য, পুঁজিবাজারের শৃংখলা, স্বচ্ছতা এবং জনস্বার্থে আলোচ্য Abul Kalam Matber and his associates -কে জরিমানা করা প্রয়োজন ও সমীচীন;

অতএব, সেহেতু, কমিশন উল্লিখিত যাবতীয় বিষয় বিবেচনাপূর্বক, Securities and Exchange Ordinance, 1969 (Ordinance No. XVII of 1969) এর Section 22 [যা The Securities and Exchange (Amendment) Act, 2000 দ্বারা সংশোধিত] এ প্রদত্ত ক্ষমতাবলে-

- Abul Kalam Matber and his associates -কে ১ (এক) কোটি ৫০ (পঞ্চাশ) লক্ষ টাকা জরিমানা ধার্য করল যা অত্র আদেশের ৩০ (ত্রিশ) দিনের মধ্যে ‘বাংলাদেশ সিকিউরিটিজ অ্যান্ড এক্সচেঞ্জ কমিশন’ এর অনুকূলে ইস্যুকৃত ব্যাংক ড্রাফট/পে-অর্ডারের মাধ্যমে জমা প্রদান করতে হবে, অন্যথায় সিকিউরিটিজ আইন মোতাবেক পরবর্তী আইনানুগ ব্যবস্থা গ্রহণ করা হবে।

বাংলাদেশ সিকিউরিটিজ অ্যান্ড এক্সচেঞ্জ কমিশনের আদেশক্রমে,


মোঃ আবদুল হালিম
কমিশনার

বিতরণ:

১। **Abul Kalam Matber and his associates**
Vill: Dinara 54, Post: Dinarahut
Naria, Shariatpur-8020