

বাংলাদেশ সিকিউরিটিজ অ্যান্ড এক্সচেঞ্জ কমিশন

নং-বিএসইসি/এনফোর্সমেন্ট/৩২৭৯/২০২২/৩৩৪

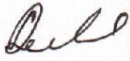
তারিখঃ এপ্রিল ০২, ২০২৪

Md. A. G. Mahmud
Client Code # CM426
City Bank Capital Resources Limited
City Centre (13th Floor), Level-14
Unit ID-13D, 90/1 Motijheel C/A
Dhaka, Bangladesh.

বিষয়: আদেশ।

কমিশনের আদেশ নং- বিএসইসি/এনফোর্সমেন্ট/৩২৭৯/২০২২/৩৩৩ তারিখ: এপ্রিল ০২, ২০২৪ এর সত্যায়িত অনুলিপি আপনার
অবগতি ও প্রয়োজনীয় ব্যবস্থা গ্রহণের জন্য এতদসঙ্গে সংযুক্ত করা হলো।

বাংলাদেশ সিকিউরিটিজ অ্যান্ড এক্সচেঞ্জ কমিশনের পক্ষে,


০২-০৭-২০২৭

রুবেল হোসেন
সহকারী পরিচালক (এনফোর্সমেন্ট)
ই-মেইল- rubel@sec.gov.bd

অবগতির জন্য অনুলিপি:

- ১। নির্বাহী পরিচালক, এমআইএডি, বিএসইসি; ডিএসই স্মারক নং- ডিএসই/২০২২/আইইডি/১১৯৪, তারিখ: ১০ ফেব্রুয়ারি ২০২২।
- ২। নির্বাহী পরিচালক, আইসিটিডি, বিএসইসি
- ৩। চেয়ারম্যান মহোদয়ের দপ্তর, বিএসইসি।
- ৪। ব্যবস্থাপনা পরিচালক, ডিএসই।
- ৫। অফিস কপি।

বাংলাদেশ সিকিউরিটিজ অ্যান্ড এক্সচেঞ্জ কমিশন
নং-বিএসইসি/এনফোর্সমেন্ট/৩২৭৯/২০২২/৩৩৩

তারিখঃ এপ্রিল ০২, ২০২৪

আদেশ

যেহেতু, Securities and Exchange Ordinance, 1969 এর Section 2 (cc) মোতাবেক কমিশন অর্থ বাংলাদেশ সিকিউরিটিজ অ্যান্ড এক্সচেঞ্জ কমিশন যা বাংলাদেশ সিকিউরিটিজ অ্যান্ড এক্সচেঞ্জ কমিশন আইন, ১৯৯৩-এর অধীনে গঠিত;

যেহেতু, ঢাকা স্টক এক্সচেঞ্জ লিমিটেড-এর তদন্ত কমিটি Index Agro Industries Limited (INDEXAGRO) এর শেয়ার লেনদেনের ০৫-০৫-২০২১ থেকে ১৭-০৫-২০২১ পর্যন্ত সময়ের জন্য তদন্ত (investigation) কার্যক্রম পরিচালনা করেছে এবং কমিশনে এ সংক্রান্ত একটি প্রতিবেদন দাখিল করেছে। তদন্ত প্রতিবেদন থেকে অন্যান্যের মধ্যে নিম্নলিখিত বিষয়গুলি উপস্থাপিত হয়:

Trends of closing Price and trade volume of “INDEXAGRO” in public Market.

YCP of INDEXAGRO as on 05.05.2021 was Tk. 60.30 and closing price of the same was Tk. 124.90 as on 20.06.2021. During this period the investigation team found that the price of INDEXAGRO share was increased by Tk. 64.60 which is approximately 107.13% higher compared to Closing price of 04.05.2021.

A. Trade of Md. Saif Ullah and Md. A.G Mahmud:

Observation:

As per DSE trade data, it was observed that Md. Saif Ullah (Client code # CM411 of City Bank Capital Resources Limited) was the top trader of “INDEXAGRO” share from 05/05/2021 to 20/06/2021. After examining account opening form and relevant documents, it is revealed that Md. Saif Ullah is associated with the second top trader of INDEXAGRO shares during the investigation period. Details of these accounts are given below:

S.L.	Client's Name	Client Code	BO ID	TREC Holder's Name	Remarks
1	Md. Saif Ullah	CM411	1605170064096113	City Bank Capital Resources Limited	Single account
2	Md. A.G Mahmud	CM426	1605170065324223	City Bank Capital Resources Limited	Brother of Md. Saif Ullah

Individual trade patterns, Effects of INDEXAGRO in both block and public market, Trade monitoring screen shots and Gain/Loss of Md. Saif Ullah and Md. A.G Mahmud by trading of INDEXAGRO share are given below:

a) Individual Trade pattern of Md. Saif Ullah and Md. A.G Mahmud in public market:

Date	Code # CM411				Code # CM426				Total					
	BO ID # 1605170064096113				BO ID # 1605170065324223									
	Md. Saif Ullah				Md. A.G Mahmud									
	City Bank Capital Resources Limited				City Bank Capital Resources Limited									
Buy Qty	Rate (W.Avg.)	Sale Qty.	Rate (W.Avg.)	Buy Qty	Rate (W.Avg.)	Sale Qty.	Rate (W.Avg.)	Buy Qty	Buy Rate (W.Avg.)	Total	Sale Qty.	Sale Rate (W.Avg.)	Total	
09-06-2021	0	0.00	0	0.00	118367	91.50	0	0.00	118367	91.50	10830580.50	0	0.00	0.00
10-06-2021	0	0.00	0	0.00	613737	100.60	0	0.00	613737	100.60	61741942.20	0	0.00	0.00
13-06-2021	553699	110.60	0	0.00	0	0.00	118367	110.60	553699	110.60	61239109.40	118367	110.60	13091390.20
14-06-2021	846810	121.08	0	0.00	17796	121.60	613737	121.60	864606	121.09	104699058.60	613737	121.60	74630419.20
15-06-2021	152217	132.63	553027	133.49	333976	133.01	0	0.00	486193	132.89	64610296.50	553027	133.49	73820915.90
16-06-2021	0	0.00	847481	121.73	114613	128.16	0	0.00	114613	128.16	14689323.30	847481	121.73	103164054.40
17-06-2021	8000	120.14	152218	120.12	0	0.00	351103	118.80	8000	120.14	961150.00	503321	119.20	59995719.50
Total	1560726		1552726		1198489		1198489		2759215			2751215		

বাংলাদেশ সিকিউরিটিজ অ্যান্ড এক্সচেঞ্জ কমিশন

b) Combined effects-INDEXAGRO (Both Block and Public Market) by Md. Saif Ullah and Md. A.G Mahmud:

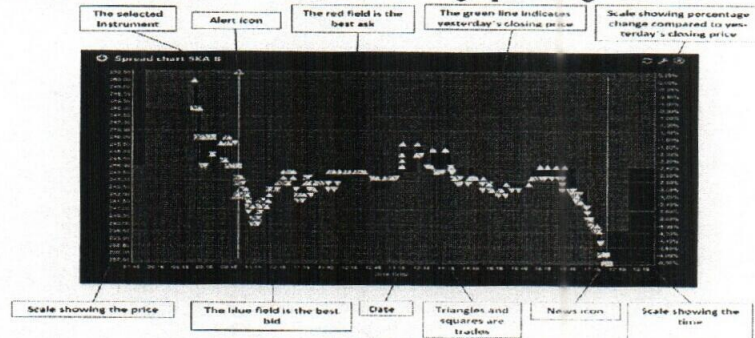
“মুজিববর্ষের অঙ্গীকার
উন্নয়ন-অর্থায়নের উৎস হবে পুঁজিবাজার”

Date	Buy			Sale			Cost of shares sold			Stock Position			Comparison with the Market					
	Qty.	Price (W.Avg.)	Amount	Qty.	Price (W.Avg.)	Amount	Bonus Share Credited	Price (W.Avg.)	Amount	Qty.	Price (W.Avg.)	Amount	Mkt Trade Qty at DSE	Mkt Close Price at DSE	Market price Changed by	Client Buy (%)	Client Sale (%)	Client Trade (%)
	1	2	3	4	5	6	7	8	9	10	11	12	13	14	15	16	17	18
Opening Balance										0	0.00	0.00						
09-06-2021	118367	91.50	10830580.50	0	0.00	0.00	0	0.00	0.00	118367	91.50	10830580.50	531105	91.50	9.98%	22.29%	0.00%	22.29%
10-06-2021	613737	100.60	61741942.20	0	0.00	0.00	0	0.00	0.00	732104	99.13	72572522.70	687241	100.60	9.95%	89.30%	0.00%	89.30%
13-06-2021	553699	110.60	61239109.40	118367	110.60	13091390.20	0	104.07	12318280.06	1167436	104.07	121493352.04	703749	110.60	9.94%	78.68%	16.82%	95.50%
14-06-2021	864606	121.09	104699058.60	613737	121.60	74630419.20	0	111.31	68316821.96	1418305	111.31	157875588.68	1876193	121.60	9.95%	46.08%	32.71%	78.79%
15-06-2021	486193	132.89	64610296.50	553027	133.49	73820915.90	0	116.82	64605319.42	1351471	116.82	157880565.76	1785738	131.90	8.47%	27.23%	30.97%	58.20%
16-06-2021	114613	128.16	14689323.30	847481	121.73	103164054.40	0	117.71	99755336.09	618603	117.71	72814552.97	1339368	124.90	-5.31%	8.56%	63.27%	71.83%
17-06-2021	8000	120.14	961150.00	503321	119.20	59955719.50	0	117.74	59260585.41	123282	117.74	14515117.57	1354219	113.60	-9.05%	0.59%	37.17%	37.76%
20-06-2021	0	0.00	0.00	115282	116.03	13376100.40	0	117.74	13573204.39	8000	117.74	941913.18	956785	124.90	9.95%	0.00%	12.05%	12.05%
Total	2759215	115.53	318771460.50	2751215	122.88	338078599.60	0	115.52	317829547.32	8000	117.74	941913.18						

Summary																	
Block Buy			Block Sale			Total Buy			Total Sale			Cost of Shares Sold		Stock Position			
Qty	Price (W.Avg.)	Amount	Qty	Price (W.Avg.)	Amount	Qty	Price (W.Avg.)	Amount	Qty	Price (W.Avg.)	Amount	Price (W.Avg.)	Amount	Qty	Price (W.Avg.)	Amount	
0	0.00	0.00	0	0.00	0.00	2759215	115.53	318771460.50	2751215	122.88	338078599.60	115.52	317829547.32	8000	117.74	941913.18	

c) Trade monitoring screenshots based on public market trade by Md. Saif Ullah and Md. A.G Mahmud:


IED collected Trade monitoring screenshots from Surveillance Department on some trading dates where appearance of active trading of Md. Saif Ullah and Md. A.G Mahmud was observed which influenced the price of INDEXAGRO. The details of the graphs are given below:



- ▲ Green triangle represents trade of INDEXAGRO by Md. Saif Ullah and Md. A.G Mahmud
- △ White triangle represents trade of INDEXAGRO by other clients

After scrutinizing the Trade monitoring screenshots collected from Surveillance Department, it is found that Md. Saif Ullah and Md. A.G Mahmud were involved in trading of shares of INDEXAGRO which influenced price of the said shares on several dates:

09-06-2021




It was observed in the above graph that on 09-06-2021, total number of trades of INDEXAGRO in the market was 739, whereas number of trades (buy) executed by Md. Saif Ullah and Md. A.G Mahmud were 242 which is approximately 32.75% of the total number of trades in the market. Again, total traded volume of INDEXAGRO in the market on that day was 531,105 whereas buy volume by the said

বাংলাদেশ সিকিউরিটিজ অ্যান্ড এক্সচেঞ্জ কমিশন


“মুজিববর্ষের অঙ্গীকার
উন্নয়ন-অর্থায়নের উৎস হবে পুঁজিবাজার”

client(s) was 118,367 which is approximately 22.29% of the total traded volume in the market. It is evident that the client had significant participation in the market on 09-06-2021 in trading of INDEXAGRO share.

On 09-06-2021, trading of INDEXAGRO share was started at Tk. 84.80 which is Tk. 1.60 more than the YCP of Tk. 83.20. On that day, Md. Saif Ullah and Md. A.G Mahmud started series of trading at 10:25:01 at price Tk. 91.50 which was the upper limit of circuit breaker. It can also be observed from the above graph that Md. Saif Ullah and Md. A.G Mahmud executed significant trades at the halted price of Tk. 91.50 from 10:25:01 to 13:53:37. It is mentionable here that from 10:25:01 to 13:53:37, Md. Saif Ullah and Md. A.G Mahmud bought 109,201 shares of INDEXAGRO compared to the total traded share of 109,201. This is shown in the following Pie Chart.

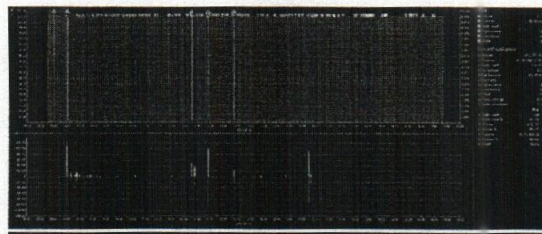


It is also found that during the aforementioned period, Md. Saif Ullah and Md. A.G Mahmud executed 232 howlas to purchase of shares of INDEXAGRO compared to the total number of howlas of 232 as shown in the following Bar Chart.



It is observed from the above graphs and screenshot that Md. Saif Ullah and Md. A.G Mahmud bought 100.00% of the total trades of INDEXAGRO shares by executing 232 of total 232 howlas from 10:25:01 to 13:53:37 on 09-06-2021. Thus it seems that Md. Saif Ullah and Md. A.G Mahmud were actively trying to keep the price stagnant at the halted price on that day. At the end of the day price of INDEXAGRO share was increased by Tk. 8.30 which is approximately 9.98% higher than YCP.

10-06-2021



It was observed in the above graph that on 10-06-2021, total number of trades of INDEXAGRO in the market was 450, whereas number of trades (buy) executed by Md. Saif Ullah and Md. A.G Mahmud were 354 which is approximately 78.67% of the total number of trades in the market. Again, total traded volume of INDEXAGRO in the market on that day was 677,241 whereas buy volume by the said client(s) was 613,737 which is approximately 90.62% of the total traded volume in the market. It is evident that the client had major participation in the market on 10-06-2021 in trading of INDEXAGRO share.

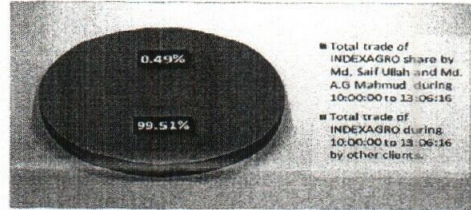
On 10-06-2021, trading of INDEXAGRO share was started at Tk. 100.60 which is Tk. 9.10 more than the YCP of Tk. 91.50. It can be observed that the starting price(Tk. 100.60) was the upper limit of circuit breaker on that day. Thus, the price of INDEXAGRO became halted at Tk. 100.60 which continued for the rest of the trading hours of that day.

Handwritten signature/initials.


বাংলাদেশ সিকিউরিটিজ অ্যান্ড এক্সচেঞ্জ কমিশন

On that day, Md. Saif Ullah and Md. A.G Mahmud started series of trading at 10:00:00 at price Tk. 100.60. It can also be observed from the above graph that Md. Saif Ullah and Md. A.G Mahmud executed significant trades at the halted price of Tk. 100.60 from 10:00:00 to 13:06:16. It is mentionable here that during this time period, Md. Saif Ullah and Md. A.G Mahmud bought 613,737 shares of INDEXAGRO compared to the total traded share of 616,737. This is shown in the following Pie Chart.

“মুজিববর্ষের অসীকার
উন্নয়ন-অর্থায়নের উৎস হবে পুঁজিবাজার”

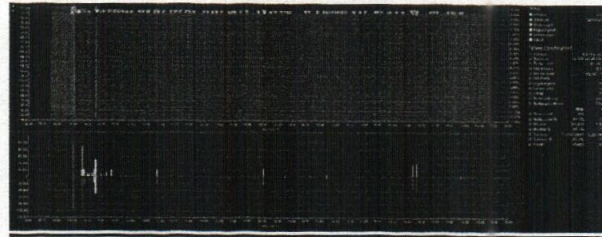


It is also found that during the aforementioned period, Md. Saif Ullah and Md. A.G Mahmud executed 354 howlas to purchase of shares of INDEXAGRO compared to the total number of howlas of 356 as shown in the following Bar Chart.



It is observed from the above graphs and screenshot that Md. Saif Ullah and Md. A.G Mahmud bought 99.51% of the total trades of INDEXAGRO shares by executing 354 of total 356 howlas from 10:00:00 to 13:06:16 on 10-06-2021. Thus it seems that Md. Saif Ullah and Md. A.G Mahmud were actively trying to keep the price stagnant at the halted price on that day. At the end of the day price of INDEXAGRO share was increased by Tk. 9.10 which is approximately 9.95% higher than YCP.

13-06-2021




It was observed in the above graph that on 13-06-2021, total number of trades of INDEXAGRO in the market was 299, whereas number of trades (buy) executed by Md. Saif Ullah and Md. A.G Mahmud were 184 which is approximately 61.54% of the total number of trades in the market. Again, total traded volume of INDEXAGRO in the market on that day was 673,749 whereas buy volume by the said client(s) was 553,699 which is approximately 82.18% of the total traded volume in the market. It is evident that the client had significant participation in the market on 13-06-2021 in trading of INDEXAGRO share.

On 13-06-2021, trading of INDEXAGRO share was started at Tk. 110.60 which is Tk. 10.00 more than the YCP of Tk. 100.60. It can be observed that the starting price (Tk. 110.60) was the upper limit of circuit breaker on that day. Thus the price of INDEXAGRO became halted at Tk. 110.60 which continued for the rest of the trading hours of that day.


On that day, Md. Saif Ullah and Md. A.G Mahmud started series of trading at 10:05:43 at price Tk. 110.60 which was the upper limit of circuit breaker. It can also be observed from the above graph that Md. Saif Ullah and Md. A.G Mahmud executed significant trades at the halted price of Tk. 110.60 from

বাংলাদেশ সিকিউরিটিজ অ্যান্ড এক্সচেঞ্জ কমিশন

10:05:43 to 14:27:26. It is mentionable here that from 10:05:43 to 14:27:26, Md. Saif Ullah and Md. A.G Mahmud bought 553,699 shares of INDEXAGRO compared to the total traded share of 553,699. This is shown in the following Pie Chart.

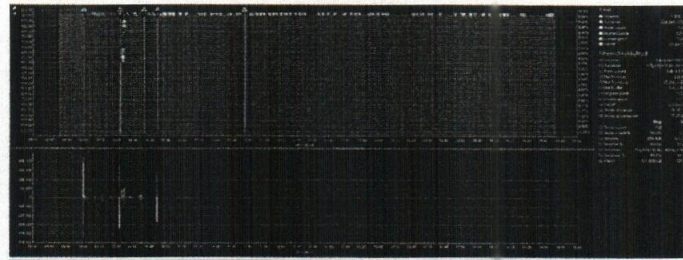


It is also found that during the aforementioned period, Md. Saif Ullah and Md. A.G Mahmud executed 184 howlas to purchase of shares of INDEXAGRO compared to the total number of howlas of 184 as shown in the following Bar Chart.



Thus it seems that Md. Saif Ullah and Md. A.G Mahmud were actively trying to keep the price stagnant at the halted price on 13-06-2021. At the end of the day price of INDEXAGRO share was increased by Tk. 10.00 which is approximately 9.94% higher than YCP.

14-06-2021



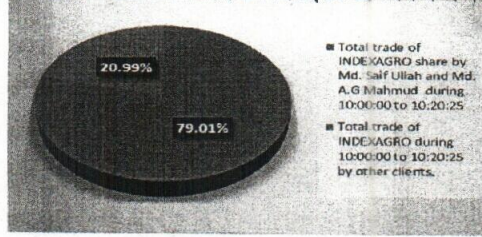
It was observed in the above graph that on 14-06-2021, total number of trades of INDEXAGRO in the market was 1470, whereas number of trades (buy) executed by Md. Saif Ullah and Md. A.G Mahmud were 852 which is approximately 57.96% of the total number of trades in the market. Again, total traded volume of INDEXAGRO in the market on that day was 1,846,193 whereas buy volume by the said client(s) was 864,606 which is approximately 46.83% of the total traded volume in the market. It is evident that the client had significant participation in the market on 14-06-2021 in trading of INDEXAGRO share.

On 14-06-2021, trading of INDEXAGRO share was started at Tk. 121.60 which is Tk. 11.00 more than the YCP of Tk. 110.60. It can be observed that the starting price (Tk. 121.60) was the upper limit of circuit breaker on that day.


On that day, Md. Saif Ullah and Md. A.G Mahmud started series of trading at 10:00:00 at price Tk. 121.60 which was the upper limit of circuit breaker. It can also be observed from the above graph that Md. Saif Ullah and Md. A.G Mahmud executed significant trades at the halted price of Tk. 121.60 from 10:00:00 to 10:20:25. It is mentionable here that from 10:00:00 to 10:20:25, Md. Saif Ullah and Md. A.G Mahmud bought 500,000 shares of INDEXAGRO compared to the total traded share of 632,810. This is shown in the following Pie Chart.

১০/৬/২১

বাংলাদেশ সিকিউরিটিজ অ্যান্ড এক্সচেঞ্জ কমিশন

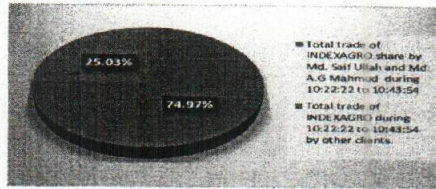


It is also found that during the aforementioned period, Md. Saif Ullah and Md. A.G Mahmud executed 407 howlas to purchase of shares of INDEAGRO compared to the total number of howlas of 476 as shown in the following Bar Chart.

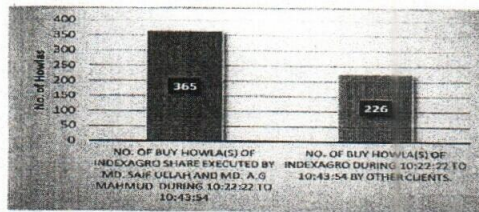


It is observed from the above graphs and screenshot that Md. Saif Ullah and Md. A.G Mahmud bought 79.01% of the total trades of INDEAGRO shares by executing 407 of total 476 howlas from 10:00:00 to 10:20:25 on 14-06-2021.

Again on 14-06-2021, Md. Saif Ullah and Md. A.G Mahmud started series of trading at 10:22:22 at price Tk. 117.10 and induced the same to rise to Tk. 121.60 up to 10:43:54. It can also be observed from the above graph that Md. Saif Ullah and Md. A.G Mahmud executed significant trades during this time period. It is mentionable here that from 10:22:22 to 10:43:54, Md. Saif Ullah and Md. A.G Mahmud bought 346,810 shares of INDEAGRO compared to the total traded share of 462,614. This is shown in the following Pie Chart.



It is also found that during the aforementioned period, Md. Saif Ullah and Md. A.G Mahmud executed 365 howlas to purchase of shares of INDEAGRO compared to the total number of howlas of 591 as shown in the following Bar Chart.




It is observed from the above graphs and screenshot that Md. Saif Ullah and Md. A.G Mahmud bought 74.97% of the total trades of INDEAGRO shares by executing 365 of total 591 howlas from 10:22:22 to 10:43:54 on 14-06-2021. From 10:22:22 to 10:43:54, Md. Saif Ullah and Md. A.G Mahmud induced the price to rise from Tk. 117.10 to Tk. 121.60. Thus it seems that Md. Saif Ullah and Md. A.G Mahmud were actively trying to lift the price of INDEAGRO share.


Besides on that day, Md. Saif Ullah and Md. A.G Mahmud executed significant trades from 11:02:12 to 13:32:08 at price Tk. 121.60 which was the upper limit of circuit breaker on that day. It is mentionable here that from 11:02:12 to 13:32:08, Md. Saif Ullah and Md. A.G Mahmud bought 17,796 shares of INDEAGRO compared to the total traded share of 17,796. This is shown in the following Pie Chart.

বাংলাদেশ সিকিউরিটিজ অ্যান্ড এক্সচেঞ্জ কমিশন

“মুজিববর্ষের অঙ্গীকার
উন্নয়ন-অর্থায়নের উৎস হবে পুঁজিবাজার”

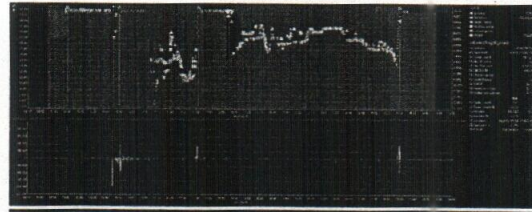


It is also found that during the aforementioned period, Md. Saif Ullah and Md. A.G Mahmud executed 80 howlas to purchase of shares of INDEXAGRO compared to the total number of howlas of 80 as shown in the following Bar Chart.



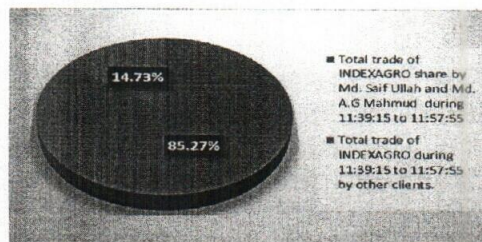
It is observed from the above graphs and screenshot that Md. Saif Ullah and Md. A.G Mahmud bought 100.00% of the total trades of INDEXAGRO shares by executing 80 of total 80 howlas from 11:02:12 to 13:32:08 on 14-06-2021. Thus it seems that Md. Saif Ullah and Md. A.G Mahmud were actively trying to keep the price stagnant at the halted price on that day. At the end of the day price of INDEXAGRO share was increased by Tk. 11.00 which is approximately 9.95% higher than YCP.

15-06-2021



It was observed in the above graph that on 15-06-2021, total number of trades of INDEXAGRO in the market was 2371, whereas number of trades (buy) executed by Md. Saif Ullah and Md. A.G Mahmud were 522 which is approximately 22.02% of the total number of trades in the market. Again, total traded volume of INDEXAGRO in the market on that day was 1,785,738 whereas buy volume by the said client(s) was 486,193 which is approximately 27.23% of the total traded volume in the market.

On 15-06-2021, trading of INDEXAGRO share was started at Tk. 133.70 which is Tk. 12.10 more than the YCP of Tk. 121.60. On that day, Md. Saif Ullah and Md. A.G Mahmud started series of trading at 11:39:15 at price Tk. 125.60 and induced the same to rise to Tk. 133.70 up to 11:57:55. It can also be observed from the above graph that Md. Saif Ullah and Md. A.G Mahmud executed significant trades during this time period. It is mentionable here that from 11:39:15 to 11:57:55, Md. Saif Ullah and Md. A.G Mahmud bought 152,217 shares of INDEXAGRO compared to the total traded share of 178,509. This is shown in the following Pie Chart.

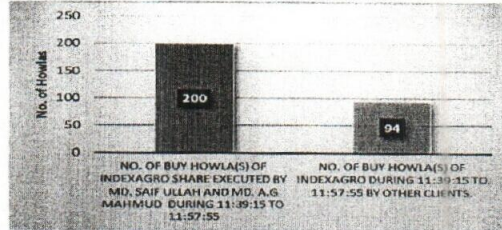





বাংলাদেশ সিকিউরিটিজ অ্যান্ড এক্সচেঞ্জ কমিশন

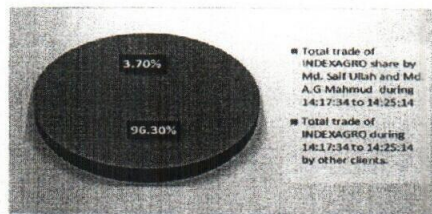
“মুজিববর্ষের অঙ্গীকার
উন্নয়ন-অর্থায়নের উৎস হবে পুঁজিবাজার”

It is also found that during the aforementioned period, Md. Saif Ullah and Md. A.G Mahmud executed 200 howlas to purchase of shares of INDEXAGRO compared to the total number of howlas of 294 as shown in the following Bar Chart.

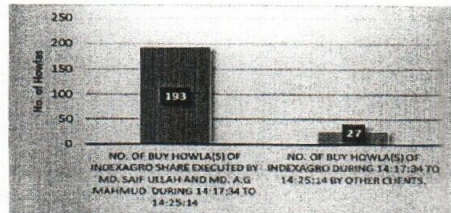


It is observed from the above graphs and screenshot that Md. Saif Ullah and Md. A.G Mahmud bought 85.27% of the total trades of INDEXAGRO shares by executing 200 of total 294 howlas from 11:39:15 to 11:57:55 on 15-06-2021. From 11:39:15 to 11:57:55, Md. Saif Ullah and Md. A.G Mahmud induced the price to rise from Tk. 125.60 to Tk. 133.70.

Again on 15-06-2021, Md. Saif Ullah and Md. A.G Mahmud started series of trading at 14:17:34 at price Tk. 125.00 and induced the same to rise to Tk. 133.70 up to 14:25:14. It can also be observed from the above graph that Md. Saif Ullah and Md. A.G Mahmud executed significant trades during this time period. It is mentionable here that from 14:17:34 to 14:25:14, Md. Saif Ullah and Md. A.G Mahmud bought 184,955 shares of INDEXAGRO compared to the total traded share of 192,055. This is shown in the following Pie Chart.



It is also found that during the aforementioned period, Md. Saif Ullah and Md. A.G Mahmud executed 193 howlas to purchase of shares of INDEXAGRO compared to the total number of howlas of 220 as shown in the following Bar Chart.



It is observed from the above graphs and screenshot that Md. Saif Ullah and Md. A.G Mahmud bought 96.30% of the total trades of INDEXAGRO shares by executing 193 of total 220 howlas from 14:17:34 to 14:25:14 on 15-06-2021. From 14:17:34 to 14:25:14, Md. Saif Ullah and Md. A.G Mahmud induced the price to rise from Tk. 125.00 to Tk. 133.70. Thus it seems that Md. Saif Ullah and Md. A.G Mahmud were actively trying to lift the price of INDEXAGRO share. At the end of the day price of INDEXAGRO share was increased by Tk. 10.30 which is approximately 8.47% higher than YCP.

d) Gain/Loss of Md. Saif Ullah and Md. A.G Mahmud by trading of INDEXAGRO share:

Realized Capital gain(loss)per unit	7.36	Average Sale Price - Average Cost Price
Realized Capital gain(loss)%	6.37%	Gain (loss) Per Unit/Cost Per Unit
Realized Capital gain(loss)TK	20249052.28	Total Sale Quantity x Gain (loss) Per Unit
Closing Price (20-06-2021)	124.90	Closing Price of Last Investigation Date

বাংলাদেশ সিকিউরিটিজ অ্যান্ড এক্সচেঞ্জ কমিশন

Unrealized gain(loss) per unit	7.16	Closing Price of Last Investigation Date - Average Price of Stock Position
Unrealized gain(loss) %	6.08%	Unrealized gain (loss) per unit /Average Price of Stock Position
Unrealized gain(loss) TK	57286.82	Quantity of Stock Position x Unrealized gain (loss) per unit

As per DSE trade data it was observed that Md. Saif Ullah and Md. A.G Mahmud bought 2,759,215 shares and sold 2,751,215 shares of INDEXAGRO during the period from 05/05/2021 to 20/06/2021 through their BO accounts with City Bank Capital Resources Limited. They collectively traded 28.99% of total trade volume and realized a capital gain of Tk. 20,249,052.28 from the trading of INDEXAGRO share during the aforesaid period.

Findings:

As per Section 17(e)(v) of the Securities and Exchange Ordinance, 1969, “No person shall, for the purpose of inducing, dissuading, effecting, preventing or in any manner influencing or turning to his advantage, the sale or purchase of any security, directly or indirectly, -

(e) do any act or practice or engage in a course of business, or omit to do any act which operates or would operate as a fraud, deceit or manipulation upon any person, in particular-

(v) directly or indirectly effect a series of transactions in any security creating the appearance of active trading therein or of raising of price for the purpose of inducing its purchase by others or depressing its price for the purpose of inducing its sale by others;”

It seems to us that Md. Saif Ullah and Md. A.G Mahmud executed series of transactions through the aforesaid BO accounts creating the appearance of active trading therein and also influencing the price of INDEXAGRO.

Contraventions:

It appears that Md. Saif Ullah (BOID # 1605170064096113) and Md. A.G Mahmud (BO ID # 1605170065324223) have violated Section 17(e)(v) of Securities and Exchange Ordinance, 1969 by directly or indirectly executing series of transactions in the shares of INDEXAGRO creating the appearance of active trading therein.

Observations - 2:

After analyzing the trade pattern of the clients, it was also found that Md. Saif Ullah (Client code # CM411 of City Bank Capital Resources Limited) bought 118,367 shares of INDEXAGRO from Md. A.G Mahmud (Client code # CM426 of City Bank Capital Resources Limited) on 13/06/2021 by 3howlasin the public market.

It is mentionable here that Md. Saif Ullah is the brother of Md. A.G Mahmud as found from the Customer account information form collected from the involved TREC holder company.

Details of all the above-mentioned trades are as follows:

Table: Counterparty trading of Md. Saif Ullah and Md. A.G Mahmud:

TRADE DATE	TRADE TIME	INSTRUMENT CODE	TRADE VOLUME	TRADE PRICE	BUYER CODE	BUYER CLIENT	BOID BUYER	NAME OF BUYER	SELLER CODE	SELLER CLIENT	BOID SELLER	NAME OF SELLER	MARKET TYPE
13/06/2021	10:14:39	INDEXAGRO	18367	110.6	DSECB	CM411	1605170064096113	Md. Saif Ullah	DSECB	CM426	1605170065324223	Md. A.G Mahmud	Public
13/06/2021	10:15:33	INDEXAGRO	50000	110.6	DSECB	CM411	1605170064096113	Md. Saif Ullah	DSECB	CM426	1605170065324223	Md. A.G Mahmud	Public
13/06/2021	10:16:08	INDEXAGRO	50000	110.6	DSECB	CM411	1605170064096113	Md. Saif Ullah	DSECB	CM426	1605170065324223	Md. A.G Mahmud	Public
Total			118367										

Handwritten signature/initials

বাংলাদেশ সিকিউরিটিজ অ্যান্ড এক্সচেঞ্জ কমিশন

Finding(s)-2:

As per section 17 of the Securities and Exchange Ordinance, 1969 (XVII of 1969), “No person shall, for the purpose of inducing, dissuading, effecting, preventing or in any manner influencing or turning to his advantage, the sale or purchase of any security, directly or indirectly, -

(e) do any act or practice or engage in a course of business, or omit to do any act which operates or would operate as a fraud, deceit or manipulation upon any person, in particular-

(ii) create a false and misleading appearance of active trading in any securities;”

Contravention(s)-2:

It appears that Md. Saif Ullah (BOID # 1605170064096113) and Md. A.G Mahmud (BO ID # 1605170065324223) have violated the following:

Section 17(e) (ii) of Securities and Exchange Ordinance, 1969 by executing trades that created a false and misleading appearance of active trading in securities.

যেহেতু, উপর্যুক্ত আলোচ্য বিষয়ে আইন ভঙ্গের কারণে কমিশনের এনফোর্সমেন্ট বিভাগ কর্তৃক ২৬ অক্টোবর ২০২২ তারিখের নং-বিএসইসি/এনফোর্সমেন্ট/৩২৭৯/২০২২/১৪০০ স্মারকমূলে Md. A. G. Mahmud কে ১৩ নভেম্বর ২০২২ তারিখ কারণ প্রদর্শনসহ শুনানীতে উপস্থিত হতে বলা হয়। এ প্রেক্ষিতে Md. A. G. Mahmud গত ১৩ নভেম্বর ২০২২ তারিখ শুনানীতে উপস্থিত হয়ে নিম্নলিখিত বক্তব্য দাখিল করেন;

Explanation of Md. A.G Mahmud submitted at the time of hearing:

“.....Please find the response of myself, Md AG Mahmud BO ID #1605170065324223, against following observations for your record and reference:

Observation 1:

I am an active investor in the capital market and participating in the market since 2000, My analysis regarding INDEXAGRO's earnings, dividend policy, shareholding structure, sectoral position, etc. led me to believe that the share price of INDEXAGRO was very undervalued and thus will provide a good return in the future. From 09 June to 17 June, 2022, I placed some buy orders to purchase shares of INDEXAGRO at different price levels from my accounts, and some of those orders were executed. I was able to purchase only 1,198,489 shares of INDEXAGRO from my account which is only 2.53% of the paid-up capital of INDEXAGRO. I had to increase my order price constantly to purchase my desired number of shares of INDEXAGRO due to the lower liquidity of the said share.

Unfortunately, those trades/trading patterns have been deemed as a series of transactions by the Surveillance department of DSE. I sincerely believe that it was never my intention and would request you to kindly consider the mentioned issue as unintentional. I regret that my action appears as a series of transactions but my intention was never to raise the price of INDEXAGRO.

Observation 2:

To curb the effect of Covid-19, I have traded via telephonic communication with my authorized traders. I have placed some sell orders at the same price from my accounts maintained with City Brokerage. Unfortunately, some traders were executed in my account where the buyer of the shares was my brother Md. Saif Ullah. I have traded via telephonic communication with my authorized trader from home during both the lockdown period and most of the time of the regular period.”

যেহেতু, Md. A. G. Mahmud-এর উপর্যুক্ত বক্তব্য থেকে প্রতীয়মান হয় যে, উপস্থাপিত অভিযোগসমূহ সঠিক; সিকিউরিটিজ আইন সংক্রান্ত জ্ঞানের সীমাবদ্ধতার কারণে তিনি এ ধরনের সিরিজ লেনদেন ও পারস্পরিক ক্রয়-বিক্রয় করেছেন এবং এজন্য ক্ষমা প্রার্থনা করেছেন; এক্ষেত্রে Md. A. G. Mahmud-এর ব্যাখ্যা কমিশনের নিকট গ্রহণযোগ্য হিসেবে বিবেচিত হয়নি;

বাংলাদেশ সিকিউরিটিজ অ্যান্ড এক্সচেঞ্জ কমিশন

যেহেতু, Md. A. G. Mahmud উপর্যুক্ত কর্মকান্ডের ফলে Section 17(e)(ii) and 17(e)(v) of the Securities and Exchange Ordinance, 1969 লংঘন করেছেন, যা সিকিউরিটিজ আইনের পরিপন্থী;


যেহেতু, Md. A. G. Mahmud-এর উপর্যুক্ত কর্মকান্ড Securities and Exchange Ordinance, 1969 এর Section 22 অনুযায়ী শাস্তিযোগ্য অপরাধ;

যেহেতু, কমিশনের বিবেচনায়, সিকিউরিটিজ আইন ও বিধি-বিধান পরিপালনে আলোচ্য ব্যর্থতার জন্য, পুঁজিবাজারের শৃংখলা, স্বচ্ছতা এবং জনস্বার্থে আলোচ্য Md. A. G. Mahmud-কে জরিমানা করা প্রয়োজন ও সমীচীন;

অতএব, সেহেতু, কমিশন উল্লিখিত যাবতীয় বিষয় বিবেচনাপূর্বক, Securities and Exchange Ordinance, 1969 (Ordinance No. XVII of 1969) এর Section 22 এ প্রদত্ত ক্ষমতাবলে-

- **Md. A. G. Mahmud**-কে ২৫.০০ (পঁচিশ) লক্ষ টাকা অর্থদণ্ড ধার্য করল যা অত্র আদেশের ৩০ (ত্রিশ) দিনের মধ্যে 'বাংলাদেশ সিকিউরিটিজ অ্যান্ড এক্সচেঞ্জ কমিশন' এর অনুকূলে ইস্যুকৃত ব্যাংক ড্রাফট/পে-অর্ডারের মাধ্যমে জমা প্রদান করতে হবে, অন্যথায় সিকিউরিটিজ আইন মোতাবেক পরবর্তী আইনানুগ ব্যবস্থা গ্রহণ করা হবে।

বাংলাদেশ সিকিউরিটিজ অ্যান্ড এক্সচেঞ্জ কমিশনের আদেশক্রমে,


2/4/24

ডঃ রুমানা ইসলাম
কমিশনার।

বিতরণ:

Md. A. G. Mahmud
Client Code # CM426
City Bank Capital Resources Limited
City Centre (13th Floor), Level-14
Unit ID-13D, 90/1 Motijheel C/A
Dhaka, Bangladesh.